

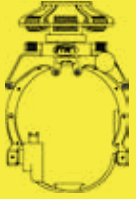


EQUIPMENT CATALOG



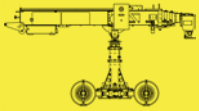
Creativity in Reach[®]

TABLE OF CONTENTS



Heads

03



Cranes

33



Bases

69



Drones

81



Specialty

95



Accessories

101

STABILIZED HEADS



Libra

04



Libra Mini

06



Matrix

08



Scorpio V

10



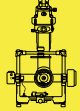
Scorpio V Mini

12



Scorpio Classic

14



DJI Ronin 2

16



Freefly Movi Pro

18

Techno-S

20

LIBRA HEAD



The Industry Standard

For more than two decades, the Libra has set the highest industry standard built on a reputation as the most trusted stabilized remote head in the world.

Robust and strong, the Libra is capable of carrying camera packages up to 150 pounds in the most demanding conditions and harsh environments.

Libras are extremely versatile with their mounting capabilities in underslung, overslung, or horizontally mounted matrix mode, and backed with an extensive inventory of custom bracketry constructed to accommodate years of out-of-the-box specialty rigs.

SPECIFICATIONS

Dimensions

The minimum width is 21" (53.3 cm) and the minimum depth is 8.5" (21.6 cm). The minimum height is 28" (71 cm) underslung, and 20" (50.8 cm) overslung.



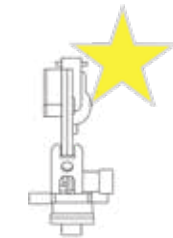
Weights

The head weighs 56 lbs (25.4 kgs), and the iso-damp weighs 10 lbs (4.5 kgs) for a total weight of 66 lbs (30 kgs). It can carry up to 150 lbs (68 kgs) max camera and accessory payload.



Ranges

Axis ranges are $\pm 355^\circ$ pan, $\pm 360^\circ$ tilt (limited by payload), and $\pm 40^\circ$ roll. Max pan and tilt speed is $300^\circ/\text{sec}$, and max roll speed is $100^\circ/\text{sec}$. Operating temperature ranges from -22°F (-30°C) to 113°F ($+45^\circ\text{C}$).



Accessories

There is a wide variety of optional accessories to help you maximize the use of the Libra, including wireless focus systems, pan bars, wireless boosters, joysticks, handheld simulation units, mini 2-axis conversion kits, and breakaway wheels.

CREATIVITY IN REACH[®]

www.procamrentals.com

(818) 717-0354

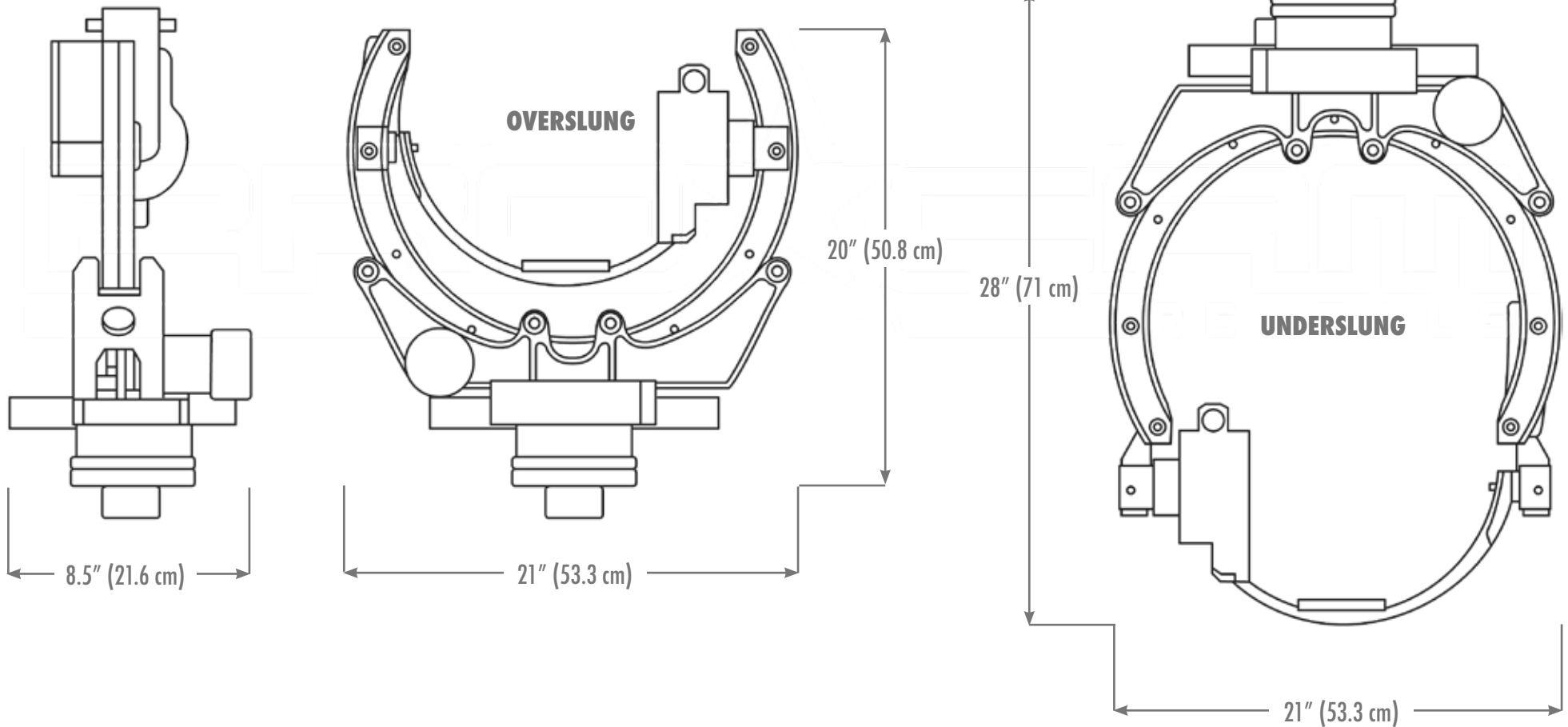
marketing@procamrentals.com



LIBRA HEAD

STABILIZED	Yes
WEIGHT	56 lbs (25.4 kgs)
ISO-DAMP WEIGHT	10 lbs (4.54 kgs)
MAX PAYLOAD	150 lbs (68 kgs)
RANGE	Pan $\pm 355^\circ$, Tilt $\pm 360^\circ$, Roll $\pm 40^\circ$
MAX PAN/TILT SPEED	Pan/Tilt 300°/sec, Roll 100°/ sec

UNDERSLUNG MIN HEIGHT	28" (71 cm)
UNDERSLUNG MIN WIDTH	21" (53.3 cm)
UNDERSLUNG MIN DEPTH	8.5" (21.6 cm)
OVERSLUNG MIN HEIGHT	20" (50.8 cm)
OVERSLUNG MIN WIDTH	21" (53.3 cm)
OVERSLUNG MIN DEPTH	8.5" (21.6 cm)



LIBRA MINI



Compact Version of the Libra Head

The Libra Mini is smaller and lighter, but comes with the same stabilization technology as the industry standard Libra head.

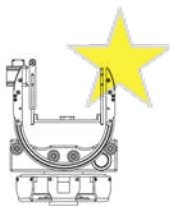
It can be the perfect option for space-restricted shots inside vehicles, pushing through car and home windows, and/or mounted on weight-restricted rigs.

It is wireless, weather-resistant, and has many of the operational features as the full size version.

SPECIFICATIONS

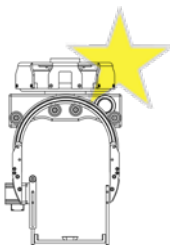
Dimensions

The minimum width is 11" (27.9 cm) and the minimum depth is 8.9" (22.6 cm). The minimum height is 13" (33 cm) underslung, and 11.5" (29.2 cm) overslung.



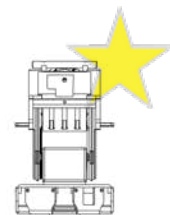
Weights

The head weighs 19.5 lbs (8.85 kgs), and the iso-damp weighs 10 lbs (4.5 kgs) for a total weight of 29.5 lbs (13.4 kgs). It can carry up to 25 lbs (11.34 kgs) max payload.



Ranges

Axis ranges are $\pm 355^\circ$ pan, $\pm 360^\circ$ tilt (limited by payload), and $\pm 40^\circ$ roll. Max pan and tilt speeds are 300°/sec, and max roll speed is 100°/sec. Operating temperature ranges from -22°F (-30°C) to 113°F (+45°C).



Accessories

There is a wide variety of optional accessories to help you maximize the use of the Mini, including wireless focus systems, pan bars, wireless boosters, joysticks, handheld simulation units, mini 2-axis conversion kits, and breakaway wheels.

CREATIVITY IN REACH®

www.procamrentals.com

(818) 717-0354

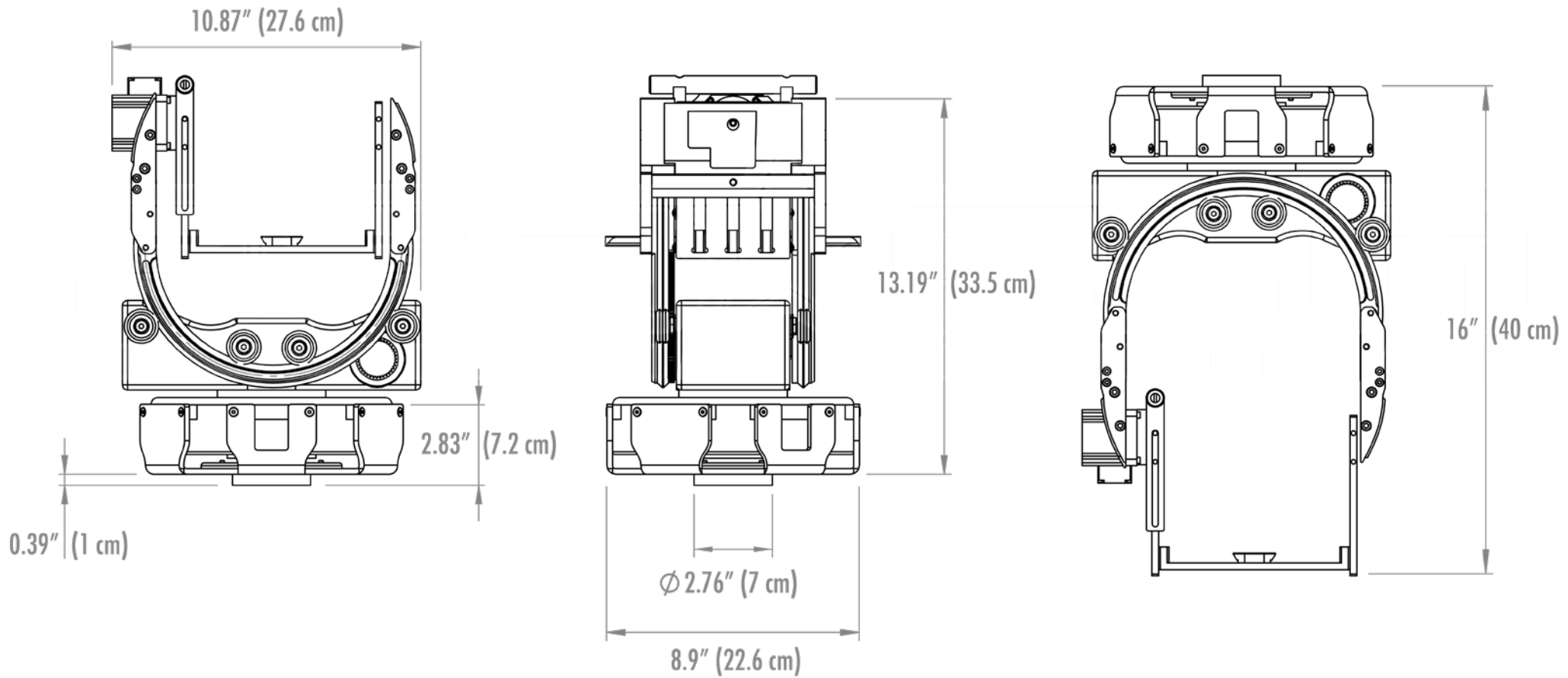
marketing@procamrentals.com



LIBRA MINI

STABILIZED	Yes
WEIGHT	19.5 lbs (8.85 kgs)
ISO-DAMP WEIGHT	10 lbs (4.54 kgs)
MAX PAYLOAD	25 lbs (11.34 kgs)
RANGE	Pan $\pm 355^\circ$, Tilt $\pm 360^\circ$, Roll $\pm 40^\circ$
MAX PAN/TILT SPEED	Pan/Tilt 300°/sec, Roll 100°/ sec

UNDERSLUNG MIN HEIGHT	13" (33 cm)
UNDERSLUNG MIN WIDTH	11" (27.9 cm)
UNDERSLUNG MIN DEPTH	8.9" (22.6 cm)
OVERSLUNG MIN HEIGHT	11.5" (29.2 cm)
OVERSLUNG MIN WIDTH	11" (27.9 cm)
OVERSLUNG MIN DEPTH	8.9" (22.6 cm)



MATRIX HEAD

4-Axis Polarity

The Matrix is a 4-axis gimbal that features an open architecture and one redundant axis. This allows the gimbal to be mounted in any orientation and still maintain polarity of pan, tilt, and roll without gimbal lock. It is the only 4 axis gimbal to offer 360 degrees continuous roll without a patch cable between the twist and tilt axis. It can achieve true nodal on a majority of camera packages.

"Image Relative" mode allows you to operate in relation to the image on the monitor and does not relate to earth's horizon. "Earth Relative" mode acts in relation to earth's horizon and will always maintain a level horizon even in G-Force conditions.

SPECIFICATIONS

Dimensions

The minimum height is 28" (71 cm), the minimum width is 24.5" (62 cm) and the minimum depth is 6.5" (16.5 cm).



Weights

The head weighs 68 lbs (30.8 kgs), and can carry 100+ lbs (45+ kgs) max payload.



Ranges

Pan, tilt, and roll ranges are limitless $\pm 360^\circ$ rotation at max speeds up to 200°/sec.



Technical

The first 4-axis gimbal to feature an app-based control system that allows for quick software upgrades and modifications. It can be operated using handwheels, a joystick, wireless controls, programmable mimic mode, or a pan bar.

CREATIVITY IN REACH[®]

www.procamrentals.com

(818) 717-0354

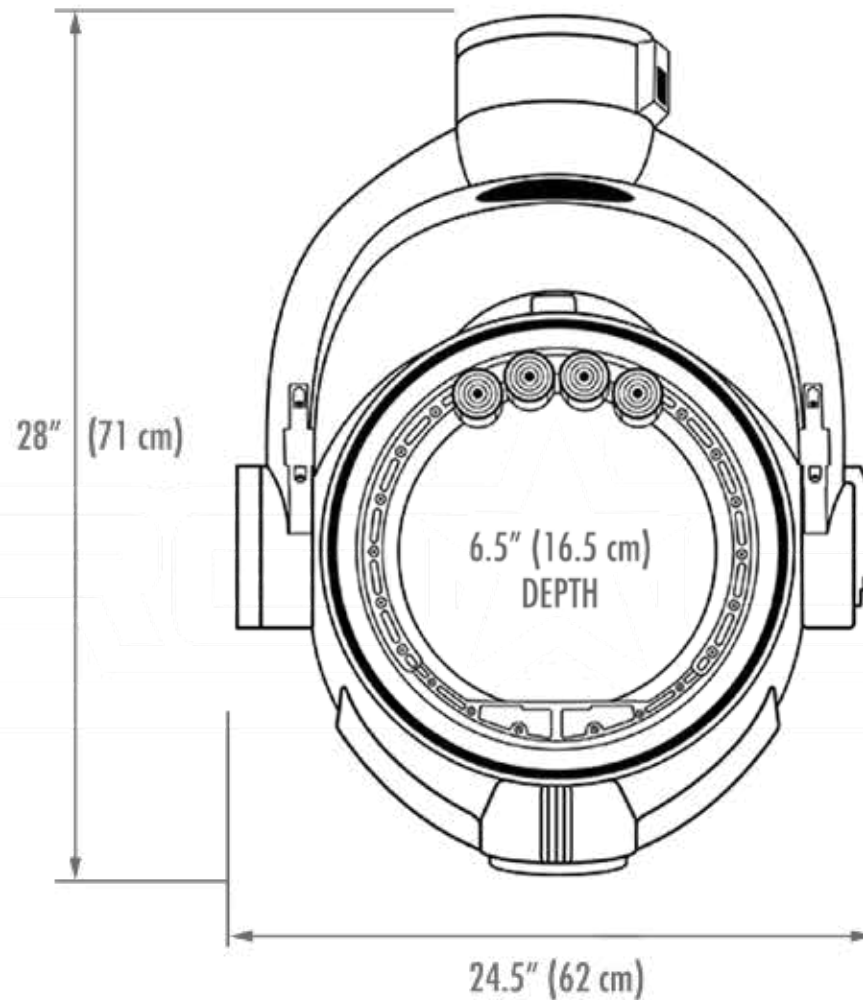
marketing@procamrentals.com



MATRIX HEAD

STABILIZED **Yes**
WEIGHT **68 lbs (30.8 kgs)**
MAX PAYLOAD **100+ lbs (45+ kgs)**
RANGE **Pan/Tilt/Roll $\pm 360^\circ$ Continuous**
MAX SPEED **Pan/Tilt/Roll 200°/sec**

MINIMUM HEIGHT **28" (71 cm)**
MINIMUM WIDTH **24.5" (62 cm)**
MINIMUM DEPTH **6.5" (16.5 cm)**



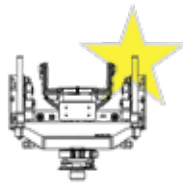
SCORPIO V

Faster, Easier and Effective

Building on the principles and engineering of the Scorpio Classic, the design and capabilities of the new gyros, new mechanics and new software makes the Scorpio V faster, easier, and more effective. Faster in terms of pan speeds with HD slip rings and the speed of adjustment to head size and configuration. Easier to control stability, drift, and horizon with tech-friendly usability.


The Scorpio V's effective level of stabilization incorporates new mechanics and electronics designed to detect a broad range of frequencies of vibrations and with enough speed to correct faster than other heads.

SPECIFICATIONS



Dimensions

The minimum width is 25" (64 cm) and the minimum depth is 20" 3/4 (52.7 cm). The minimum height is 35" 5/16 (89.7 cm) underslung, and 22" 7/8 (58 cm) overslung.



Weights

The head weighs 72 lbs (33 kgs), and the iso-damp weighs 10 lbs (4.5 kgs) for a total weight of 82 lbs (37.5 kgs). It can carry up to 100 lbs (45 kgs) max payload.



Ranges

Axis ranges are $\pm 360^\circ$ pan and $\pm 270^\circ$ tilt. Max pan and tilt speed is 360°/ 2.8 sec.

Technical

It offers a full size frame for quick and easy camera installation with little limitation with larger payloads, programmable limits, backpan compensation, wireless capability, and motion repeatability (even in stabilization mode).

CREATIVITY IN REACH[®]

www.procamrentals.com

(818) 717-0354

marketing@procamrentals.com

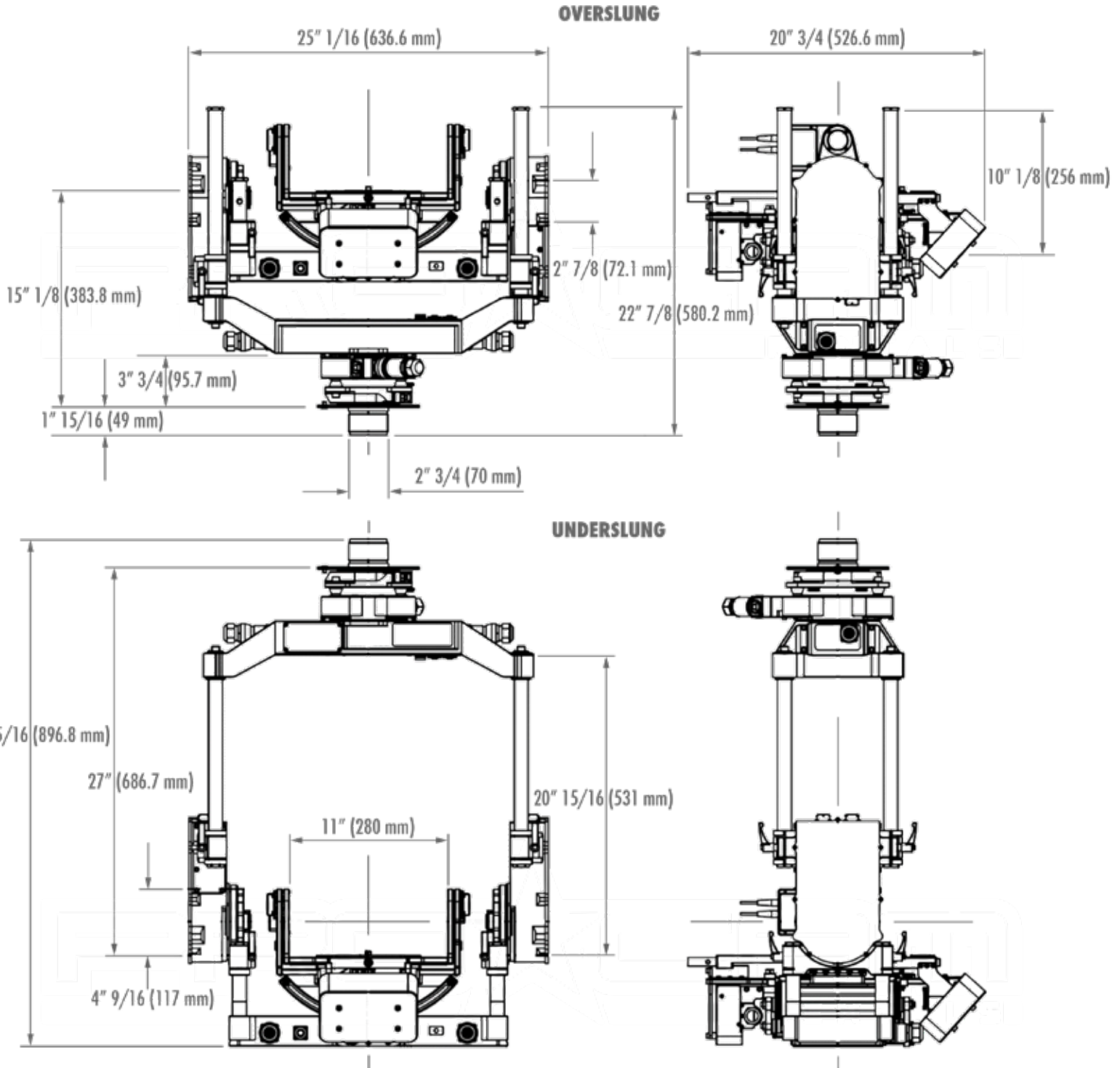


SCORPIO V



STABILIZED **Yes**
 WEIGHT **72 lbs (33 kgs)**
 MAX PAYLOAD **100 lbs (45 kgs)**
 RANGE **Pan 360°, Tilt 270°**
 MAX SPEED **360°/ 2.8 sec**

UNDERSLUNG MIN HEIGHT **35" 5/16 (89.7 cm)**
 UNDERSLUNG MIN WIDTH **25" (64 cm)**
 UNDERSLUNG MIN DEPTH **20" 3/4 (52.7 cm)**
 OVERSLUNG MIN HEIGHT **22" 7/8 (58 cm)**
 OVERSLUNG MIN WIDTH **25" (64 cm)**
 OVERSLUNG MIN DEPTH **20" 3/4 (52.7 cm)**



SCORPIO V MINI

A New Level of Stabilization

The Scorpio V Mini stabilized head sets a new level of stabilization in the small size and weight category.

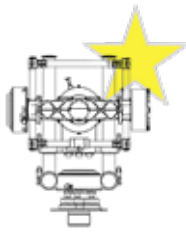
Building on the principles and engineering of the Scorpio V stabilized head, the design and capabilities of the new gyros and mechanics, combined with new software makes this head small and light with strong stabilization and capacity.

The Scorpio V Mini's stabilization is designed to detect a broad range of frequencies of vibrations and with enough speed to correct faster than other heads.

SPECIFICATIONS

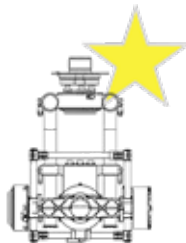
Dimensions

The minimum width is 18" (45 cm) and the minimum depth is 19" (48 cm). The minimum height is 21" (54 cm) underslung, and 19" (48 cm) overslung.



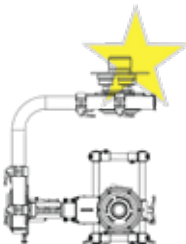
Weights

The head weighs 30 lbs (13.6 kgs), and the iso-damp weighs 10 lbs (4.5 kgs) for a total weight of 40 lbs (18 kgs). It can carry up to 45 lbs (20 kgs) max payload.



Ranges

Axis ranges are $\pm 360^\circ$ pan, $\pm 360^\circ$ tilt (limited by payload), and $\pm 45^\circ$ roll. Max pan, tilt, and roll speed is $360^\circ/2$ sec.



Technical

It can be controlled using handwheels, a joystick, or a pan bar. It is possible to program repeatable movements, limits, dampening, and speed adjustments for all axes.

CREATIVITY IN REACH®

www.procamrentals.com

(818) 717-0354

marketing@procamrentals.com

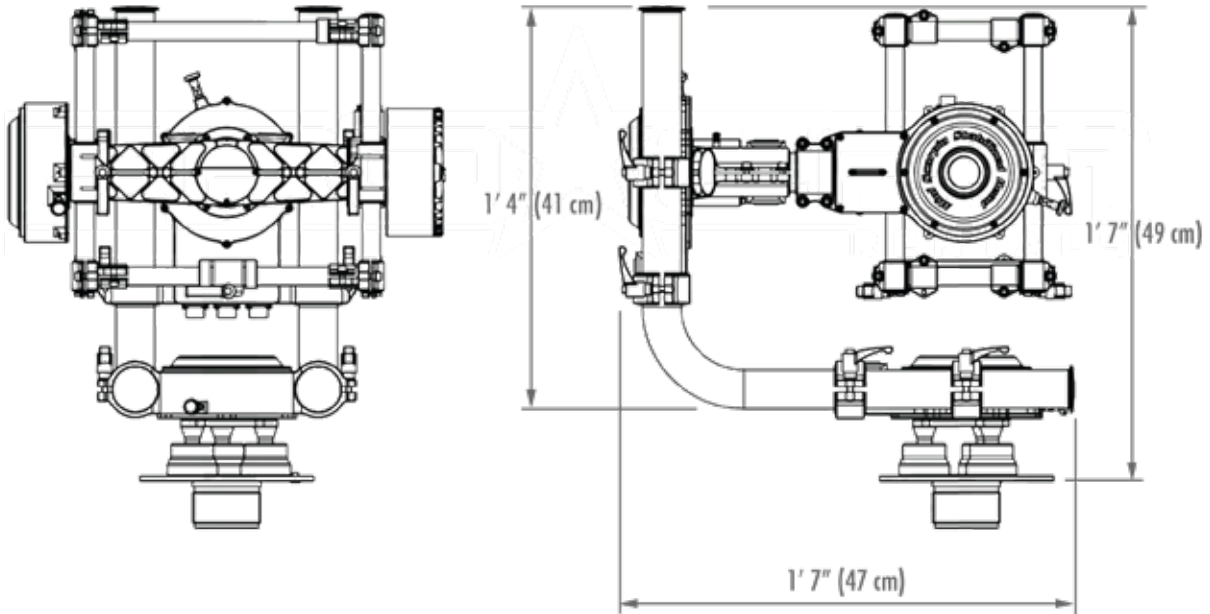


SCORPIO V MINI

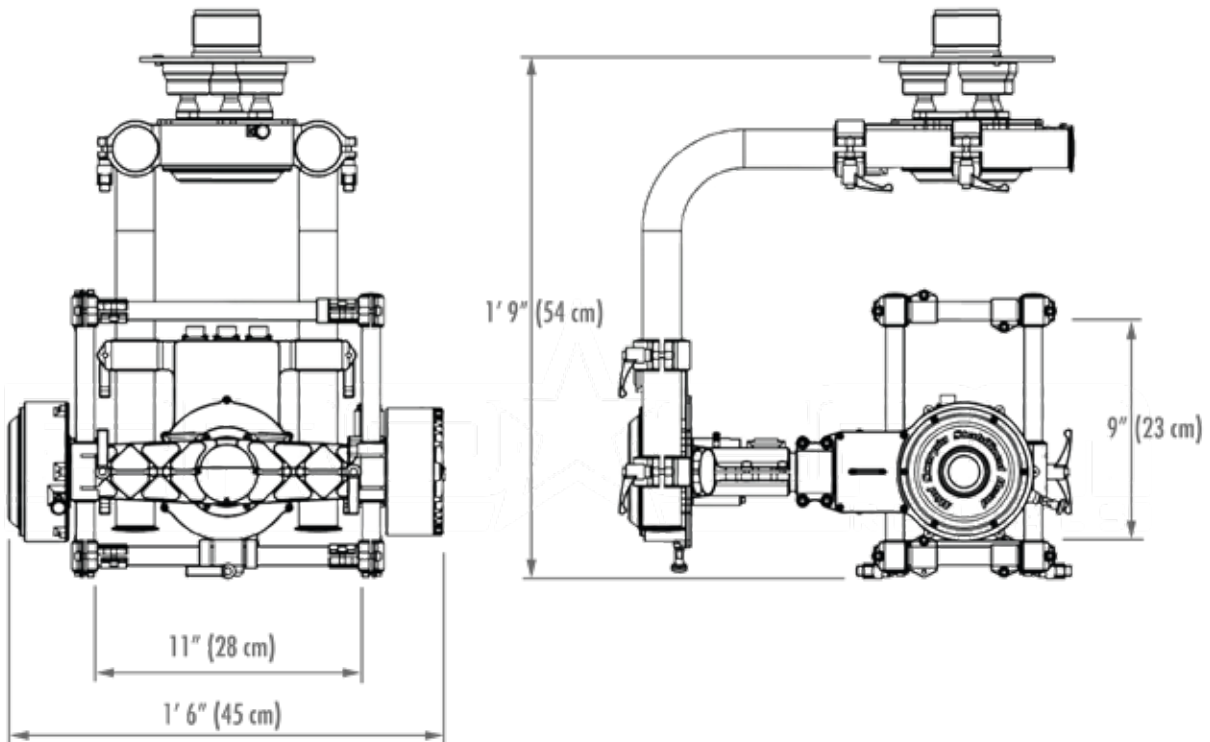
STABILIZED Yes
WEIGHT 30 lbs (13.6 kgs)
MAX PAYLOAD 45 lbs (20 kgs)
RANGE Pan/Tilt $\pm 360^\circ$, Roll $\pm 360^\circ$
MAX SPEED Pan/Tilt/Roll $360^\circ / 2$ sec

UNDERSLUNG MIN HEIGHT 21" (54 cm)
UNDERSLUNG MIN WIDTH 18" (45 cm)
UNDERSLUNG MIN DEPTH 19" (48 cm)
OVERSLUNG MIN HEIGHT 19" (48 cm)
OVERSLUNG MIN WIDTH 18" (45 cm)
OVERSLUNG MIN DEPTH 19" (48 cm)

OVERSLUNG



UNDERSLUNG



SCORPIO CLASSIC

A Classic Head Designed

The Scorpio is a classically designed stabilized remote head and the first system to introduce the 3rd axis with 360 degrees continuous movements without stop.

Moreover, pan and tilt have two internal slip rings that allow them to continuously rotate 360 degrees, as well as transfer all communication, power, video and auxiliary signals.

It offers both wired or wirelessly operation, and motion capture repeatability.

Its full size frame allows for quick and easy camera installation with little limitation for larger camera packages.

SPECIFICATIONS

Dimensions

The minimum width is 25" (64 cm) and the minimum depth is 12" (30 cm). The minimum height is 34.5" (88 cm) underslung, and 28" (71 cm) overslung.

Weights

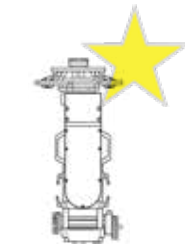
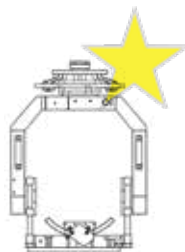
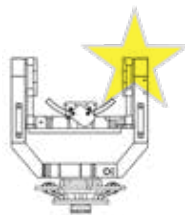
The head weighs 72 lbs (33 kgs), and the iso-damp weighs 10 lbs (4.5 kgs) for a total weight of 82 lbs (37.4 kgs). It can carry up to 100 lbs (45 kgs) max payload.

Ranges

Axis ranges are $\pm 360^\circ$ pan and tilt, and $\pm 30^\circ$ roll. Axis speeds are 120°/sec. It can be stabilized up to 300mm focal length.

Accessories

It can be controlled using handwheels, a joystick, or a pan bar.



CREATIVITY IN REACH®

www.procamrentals.com

(818) 717-0354

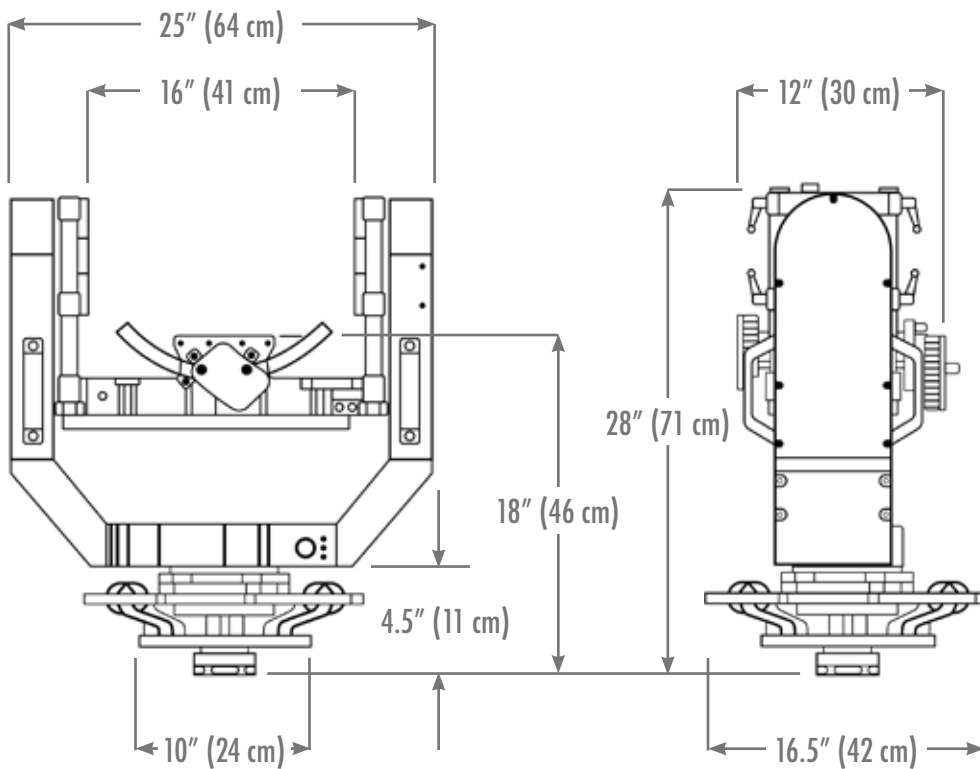
marketing@procamrentals.com

SCORPIO CLASSIC

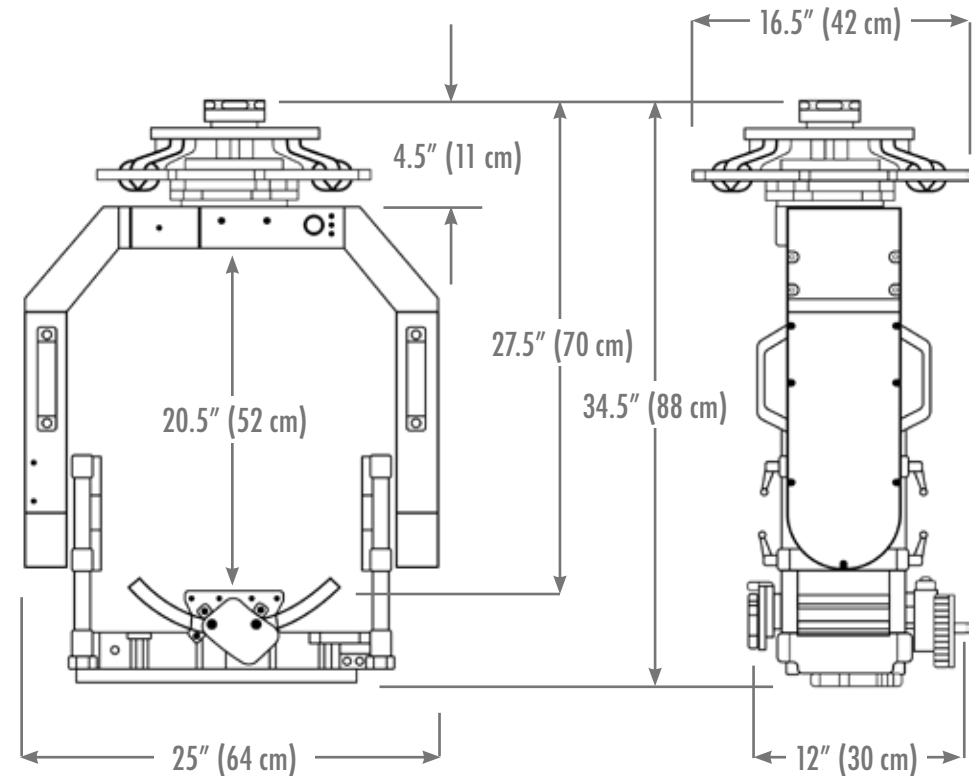
STABILIZED	Yes
WEIGHT	72 lbs (33 kgs)
MAX PAYLOAD	100 lbs (45 kgs)
RANGE	Pan ±360°, Tilt ±360°, Roll ±30°
MAX SPEED	120°/sec
MAX FOCAL LENGTH	300 mm

UNDERSLUNG MIN HEIGHT	34.5" (88 cm)
UNDERSLUNG MIN WIDTH	25" (64 cm)
UNDERSLUNG MIN DEPTH	12" (30 cm)
OVERSLUNG MIN HEIGHT	28" (71 cm)
OVERSLUNG MIN WIDTH	25" (64 cm)
OVERSLUNG MIN DEPTH	12" (30 cm)

OVERSLUNG



UNDERSLUNG



DJI RONIN 2



Ultra Lightweight and Strong

The Ronin 2 gimbal is DJI's advanced lightweight and portable stabilized camera movement system designed to maximize shooting time in several different configurations

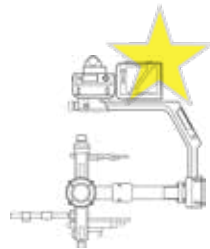
An update from the original Ronin, it has been redesigned to enable easy transition between upright and underslung modes without changing the position of the camera, and is suitable for DSLRs up to cinema size camera packages, boasting a payload capacity of 30 pounds.

Upgraded high-torque motors allow the gimbal to resist high winds and G-forces caused when mounted onto a car, and keep it moving smoothly in flight.

SPECIFICATIONS

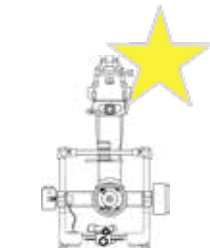
Dimensions

The minimum width is 13.8" (35 cm) and the minimum depth is 16.4" (41.6 cm). The minimum height is 20.9" (53 cm) underslung. The maximum allowable camera package dimensions are 7.1" (18 cm) wide, 6.5" (16.5 cm) high, and 9.6" (24.5 cm) in depth.



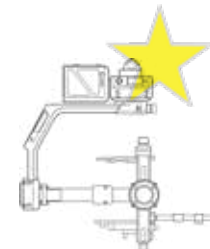
Weights

The head weighs only 11 lbs (5 kgs) with batteries. It can carry up to 30 lbs (13.6 kgs) max payload.



Ranges

Axis ranges are 360° continuous pan, ±135° tilt, and ±30° roll. Max pan speed is 400°/sec, and tilt and roll speeds are 360°/sec. Max operating temperature is -4°F-122°F (-20°C-50°C).



Technical

The speed advantages of the Ronin 2 system extend to its long-lasting batteries, which can also be quickly hot-swapped to minimize downtime.

CREATIVITY IN REACH®

www.procamrentals.com

(818) 717-0354

marketing@procamrentals.com

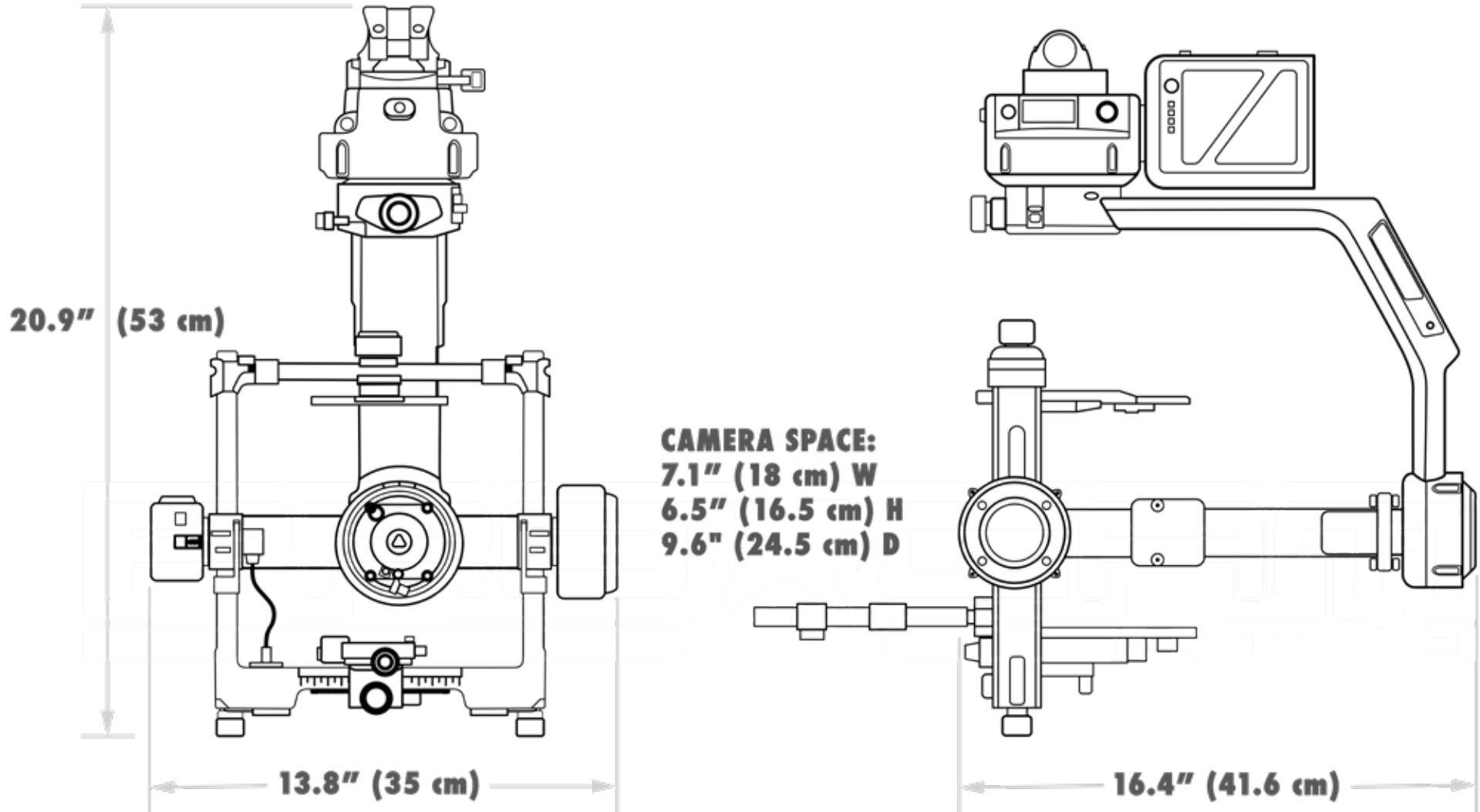


DJI RONIN 2

STABILIZED | **Yes**
WEIGHT | **11 lbs (5 kgs)**
MAX PAYLOAD | **30 lbs (13.6 kgs)**

RANGE | **Pan 360°, Tilt ±135°, Roll ±30°**
MAX SPEED | **Pan 400°/sec, Tilt/Roll 360°/sec**
MAX OP TEMP | **-4°F-122°F (-20°C-50°C)**

UNDERSLUNG MIN HEIGHT | **20.9" (53 cm)**
UNDERSLUNG MIN WIDTH | **13.8" (35 cm)**
UNDERSLUNG MIN DEPTH | **16.4" (41.6 cm)**



FREEFLY MOVI PRO



Ultra Lightweight and Portable

One of the most advanced ultra-lightweight and portable camera movement systems designed to maximize shooting time in several configurations.

It features high-quality sensors for precise calibration in even the most challenging of shots. Its internal processing and tuning algorithms allow the system to tune the filter and stiffness in ~3 seconds per axis without requiring user input.

Its back screen provides quick access to vital information and the ability to easily tune and adjust parameters without an external device.

SPECIFICATIONS

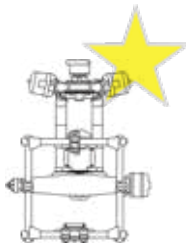
Dimensions

The minimum width is 13.5" (34.3 cm) and the minimum depth is 13.46" (34.2 cm). The minimum height is 17" (43.2 cm) underslung, and 12" (31 cm) overslung.



Weights

The head weighs only 5.8 lbs (2.65 kgs). It can carry up to 15 lbs (6.8 kgs) max payload.



Ranges

Axis ranges are $\pm 360^\circ$ pan, $+90^\circ$ to -165° tilt, and $\pm 60^\circ$ roll. Max pan and tilt speeds are $360^\circ/\text{sec}$. Max operating speed is 62 mph (100 kph).



Technical

The speed advantages of the Movi Pro system extend to its long-lasting batteries, which can also be quickly hot-swapped to minimize downtime.

CREATIVITY IN REACH®

www.procamrentals.com

(818) 717-0354

marketing@procamrentals.com



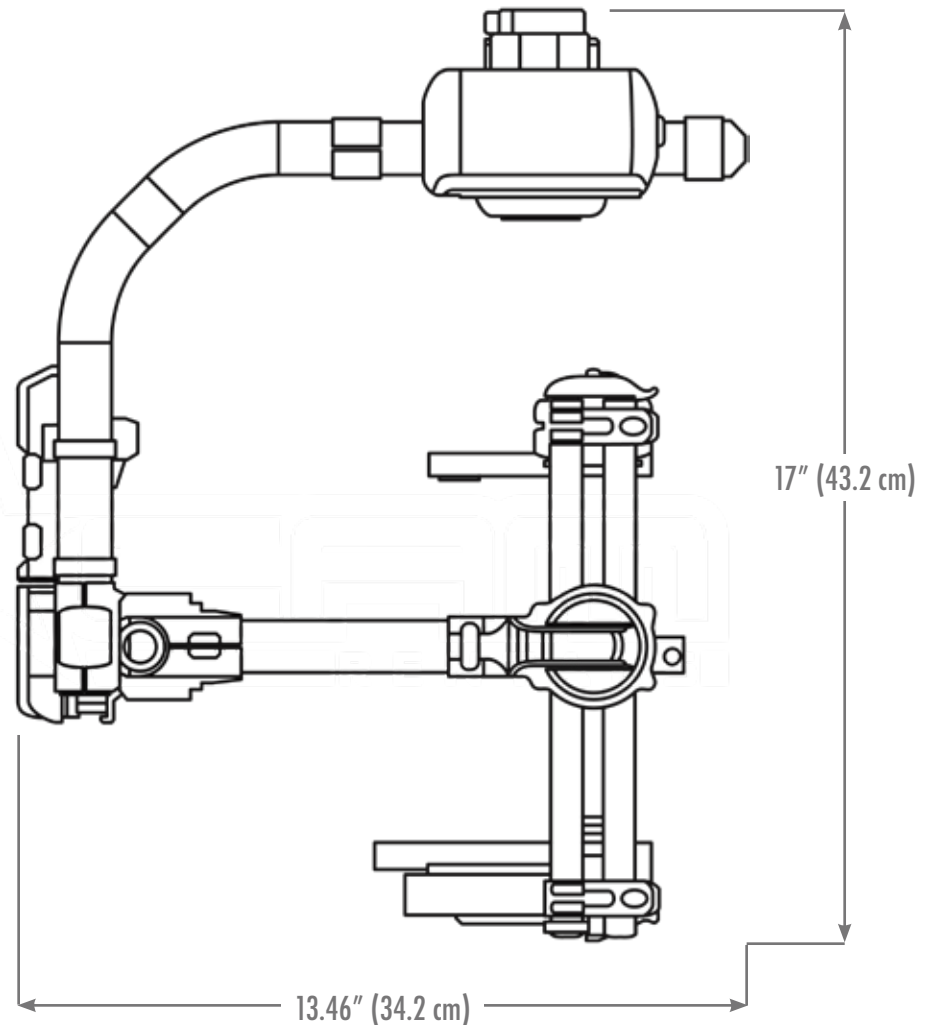
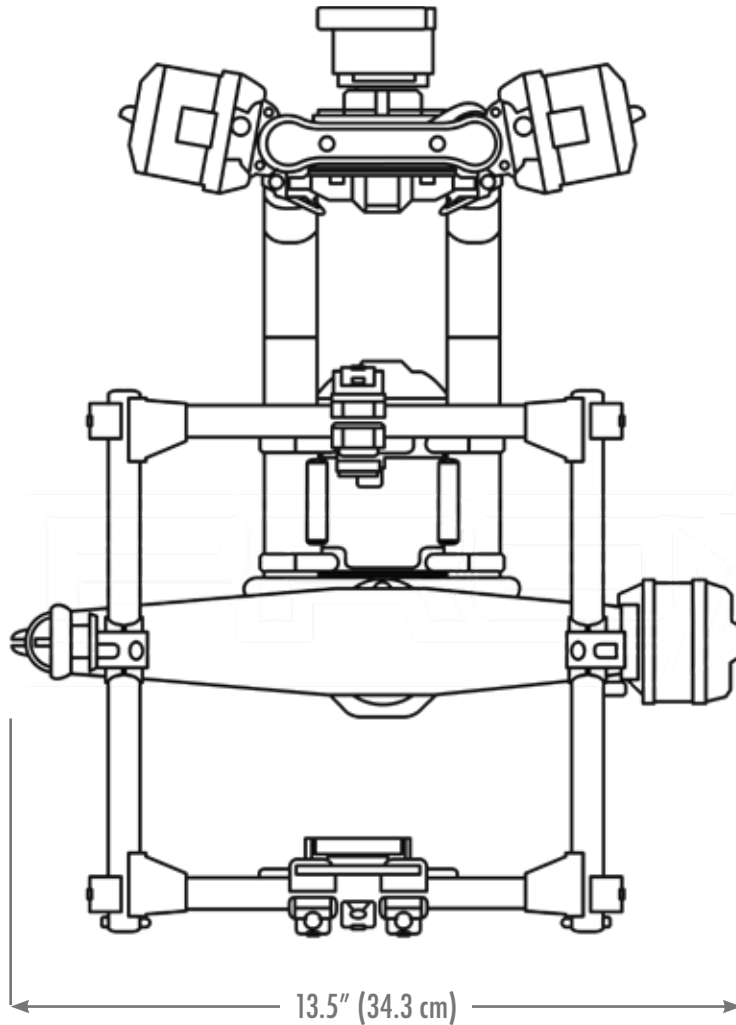
FREEFLY MOVI PRO



STABILIZED **Yes**
WEIGHT **5.8 lbs (2.65 kgs)**
MAX PAYLOAD **15 lbs (6.8 kgs)**

RANGE **Pan $\pm 360^\circ$, Tilt $+90^\circ/-165^\circ$, Roll $\pm 60^\circ$**
MAX SPEED **Pan/Tilt $360^\circ/\text{sec}$**
MAX OP SPEED **62 mph (100 kph)**

UNDERSLUNG MIN HEIGHT **17" (43.2 cm)**
UNDERSLUNG MIN WIDTH **13.5" (34.3 cm)**
UNDERSLUNG MIN DEPTH **13.46" (34.2 cm)**



TECHNO-S HEAD



SuperTechnocrane Stabilized Head

The Techno-S is a standard integrated fiber-optic gyro stabilized remote head from SuperTechnocrane.

It features fully programmable, recordable, and repeatable camera head and lens controls. All three axis can set programmable limits.

Through its native crane integration, the remote head is capable of targeting (automatic compensation for crane swing, telescope, focus) and backpan (automatic compensation for crane swing).

The Techno-S utilizes brushless AC motors for noiseless operation.

SPECIFICATIONS



Dimensions

The minimum height is 15" (39 cm), the minimum width is 20.9" (53 cm), and the minimum depth is 21" (53.6 cm).



Weights

The head weighs 48.5 lbs (22 kgs) and can carry up to 77 lbs (35 kgs) max payload.



Ranges

Pan, tilt, and roll motion limits are 900°. Max pan and tilt speed is 360°/ 2.5 sec. Operating temperature ranges from -4°F (-20°C) to 113°F (+45°C).

Technical

It can be controlled using handwheels, a joystick, or a pan bar. Addition settings can be configured through its computer interface.

CREATIVITY IN REACH®

www.procamrentals.com

(818) 717-0354

marketing@procamrentals.com



TECHNO-S HEAD



STABILIZED	Yes
WEIGHT	48.5 lbs (22 kgs)
MAX PAYLOAD	77 lbs (35 kgs)
RANGE	Motion limit to 900°
MAX SPEED	360°/ 2.5 sec


MINIMUM HEIGHT	15" (39 cm)
MINIMUM WIDTH	20.9" (53 cm)
MINIMUM DEPTH	21" (53.6 cm)

NON STABILIZED HEADS



Talon

23



Scorpio Classic Mini

25



Mo-Sys L40

27



Mo-Sys Lambda

29



Techno Z-Head

31

TALON HEAD

Complete Camera Control

A lightweight, two-axis, repeatable remote head equipped with a wide variety of operating modes ideal for film and broadcast television.

In addition to pan and tilt, the camera operator can control focus and zoom using the joystick controls. The smooth movement, max speeds, and motion limits are all programmable too.

Although the head is not stabilized, it offers backpan compensation.

SPECIFICATIONS

Dimensions

The minimum width is 12" (30.5 cm) and the minimum depth is 6" (15 cm). The minimum height is 22.5" (57.2 cm) underslung, and 20.5" (52.1 cm) overslung.

Weights

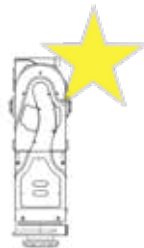

The head weighs 22.5 lbs (10.2 kgs). It can carry up to 35 lbs (15.9 kgs) max payload.

Ranges

Axis ranges are $\pm 360^\circ$ pan and tilt (limited by payload). Max pan and tilt speed is 210°/sec.

Technical

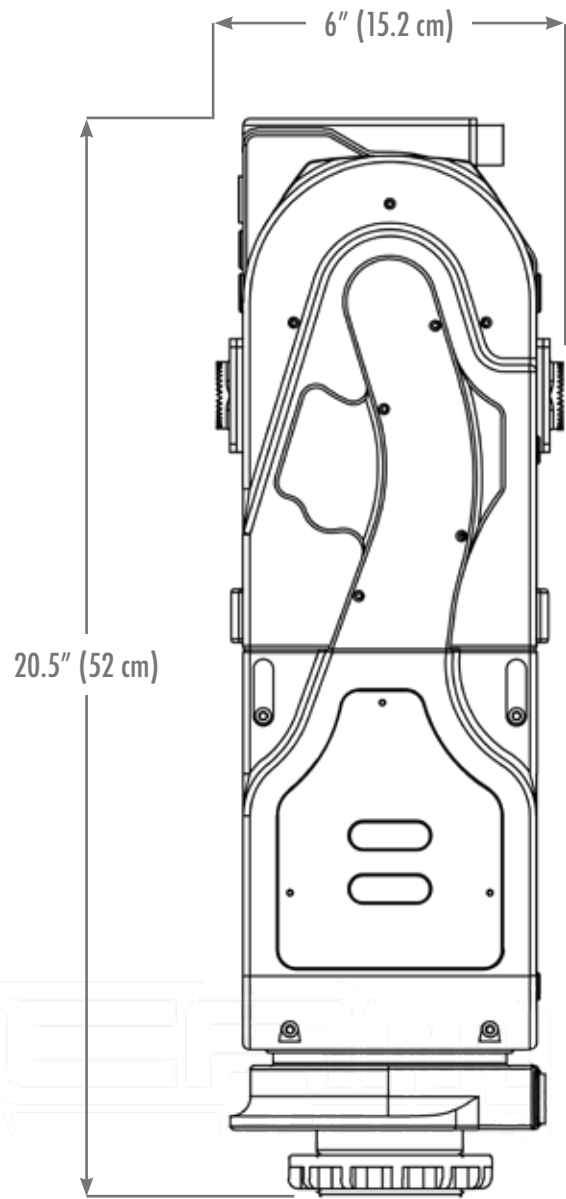
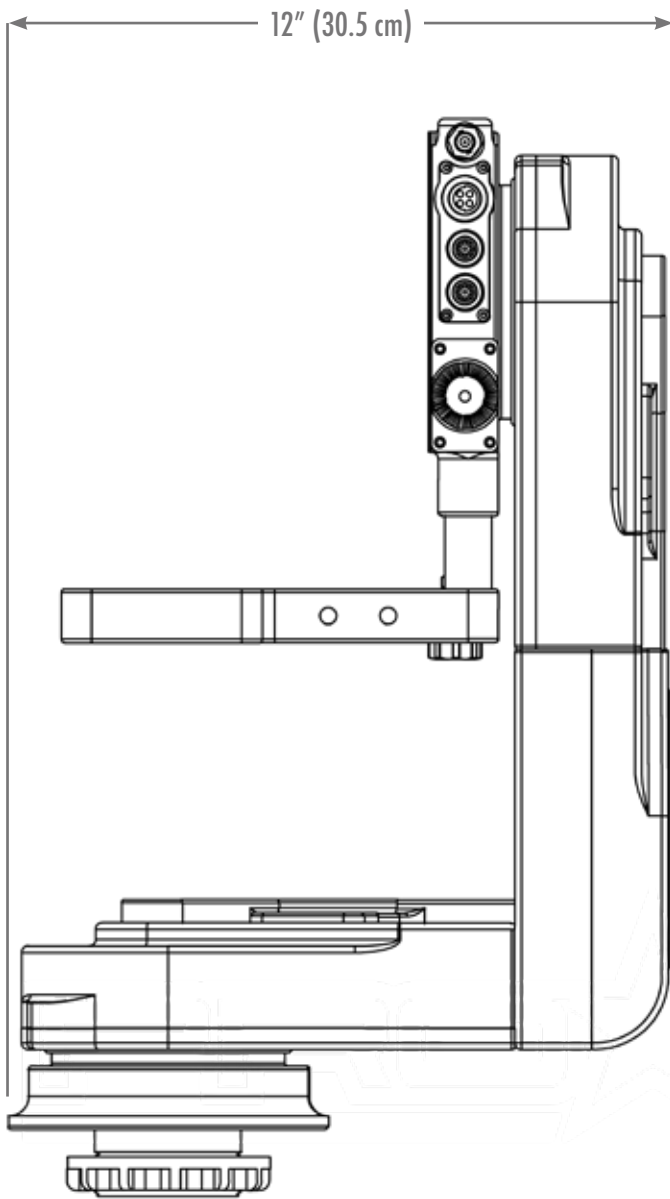
The supplied focus and zoom cables connect directly from the remote head to Canon and Fujinon tri-servo broadcast lenses to give the camera operator complete lens control through the Talon remote controls.



TALON HEAD

STABILIZED	No, but backpan compensation
WEIGHT	22.5 lbs (10.2 kgs)
MAX PAYLOAD	35 lbs (15.9 kgs)
RANGE	Pan $\pm 360^\circ$, Tilt $\pm 360^\circ$
MAX PAN/TILT SPEED	Pan/Tilt 210°/sec

UNDERSLUNG MIN HEIGHT	22.5" (57.2 cm)
UNDERSLUNG MIN WIDTH	12" (30.5 cm)
UNDERSLUNG MIN DEPTH	6" (15 cm)
OVERSLUNG MIN HEIGHT	20.5" (52.1 cm)
OVERSLUNG MIN WIDTH	12" (30.5 cm)
OVERSLUNG MIN DEPTH	6" (15 cm)



SCORPIO CLASSIC MINI

Continuous 360° Motion

In 2-axis mode, this remote head weighs 40 pounds, and 55 pounds when a 3rd axis is added. The remote head can be controlled using handwheels, a joystick, or a pan bar.

Repeatable movements, limits, dampening, and speed adjustments for all axes can be independently programmed.

All axis have two internal slip rings that allow them to continuously rotate 360 degrees, as well as transfer all communication, power, video, and auxiliary signals.

SPECIFICATIONS

Dimensions

Without roll cage, the width is 12.6" (31.9 cm) and depth is 7.2" (18.3 cm). With roll cage, the width is 25.1" (63.9 cm) and depth is 25.5" (65 cm). The minimum height is 24.7" (62.8 cm).

Weights

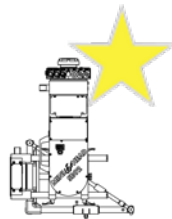
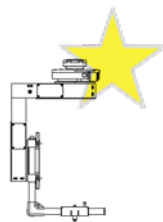
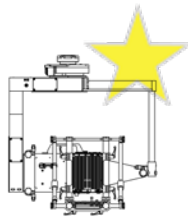
The head weighs 40 lbs (18 kgs) in 2-axis mode, and 77 lbs (35 kgs) in 3-axis mode. It can carry a max payload up to 99 lbs (45 kgs) in 2-axis mode, and 44 lbs (20 kgs) in 3-axis mode.

Ranges

Axis ranges are $\pm 360^\circ$ for both pan and tilt. Max pan, tilt, and roll speed is 144°/sec.

Accessories

It can be operated using handwheels, pan bar, or a joystick. The joystick includes Focus and zoom control directly connected to a servo lens.



CREATIVITY IN REACH®

www.procamrentals.com

(818) 717-0354

marketing@procamrentals.com

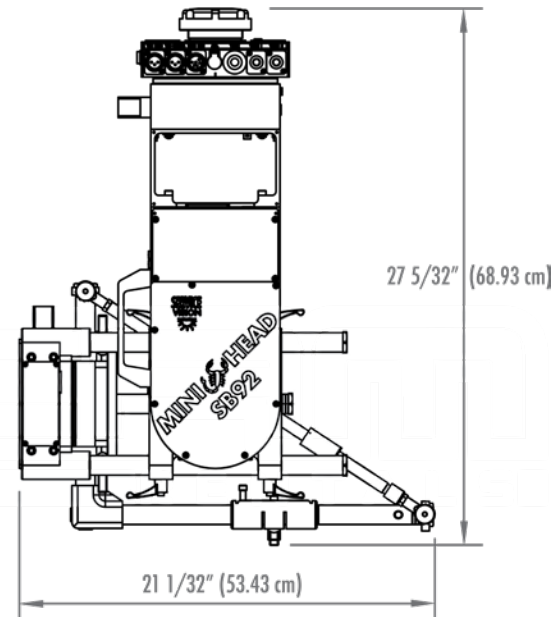
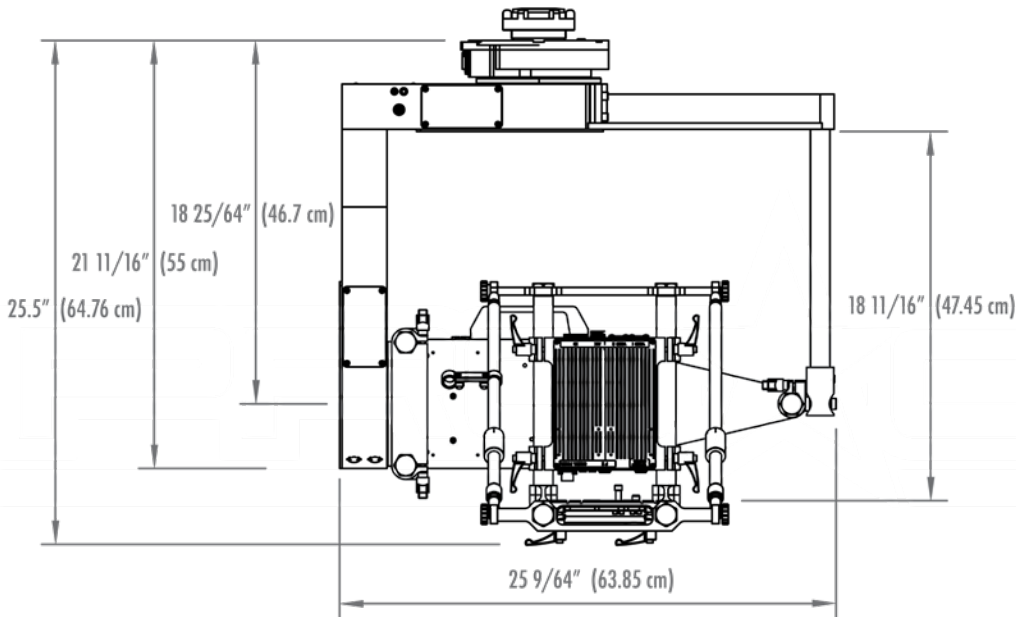
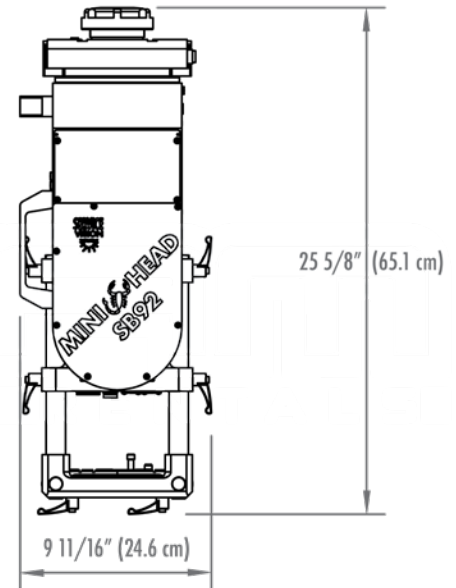
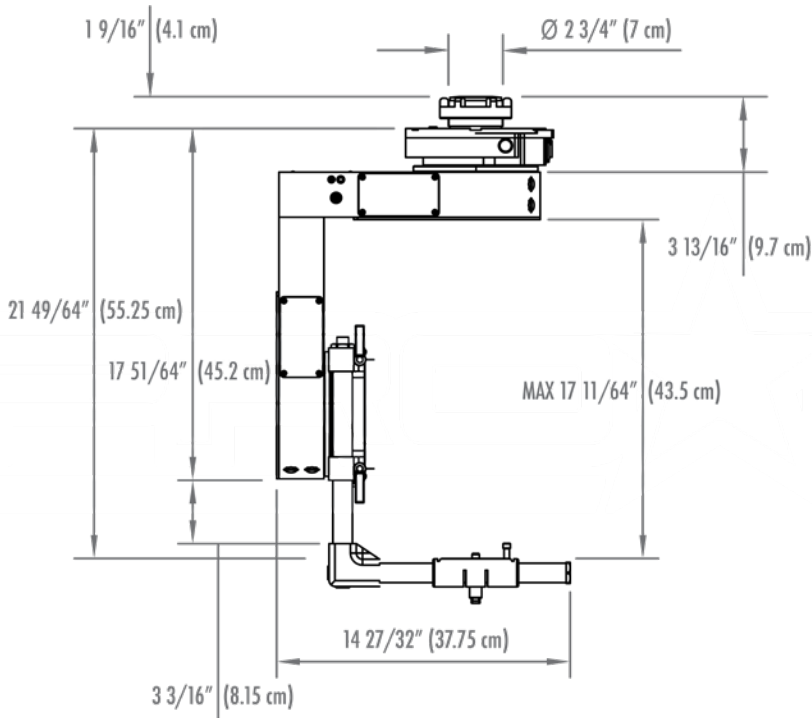


SCORPIO CLASSIC MINI



STABILIZED No
WEIGHT 2-Axis: 40 lbs (18 kgs), 3-Axis: 77 lbs (35 kgs)
MAX PAYLOAD 2-Axis: 99 lbs (45 kgs), 3-Axis: 44 lbs (20 kgs)
RANGE Pan $\pm 360^\circ$, Tilt $\pm 360^\circ$
MAX SPEED Pan/Tilt/Roll $144^\circ/\text{sec}$

UNDERSLUNG HEIGHT 24.7" (62.75 cm)
UNDERSLUNG WIDTH 12.56" (31.9 cm)
UNDERSLUNG DEPTH 7.2" (18.3 cm)
UNDERSLUNG CAGE WIDTH 25.1" (63.85 cm)
UNDERSLUNG CAGE DEPTH 25.5" (64.76 cm)



MO-SYS L40

Precise and Intuitive

The Mo-Sys L40 remote head is a precise and lightweight, 2-axis remote head with zero backlash.

Its robust and powerful motors allow for rapid movement even with heavy payloads. The L40 accommodates a broad range of choices of camera and lens combinations.

The L40 has the same intuitive user interface as the Mo-Sys Lambda, but with stronger (and quieter) motors. With its digital backpan, the L40 is a great economical option for standard crane work.

The Mo-Sys L40 features is fast and easy to set up, with little technical knowledge required.

SPECIFICATIONS

Dimensions

The minimum width is 12" (30.5 cm) and the minimum depth is 8" (20.3 cm). The minimum height is 20" (50.8 cm) underslung, and 19.5" (49.5 cm) overslung.

Weights

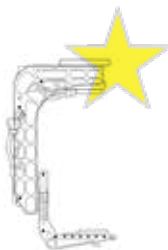
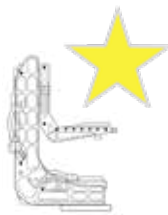
The head weighs 40 lbs (18 kgs). It can carry up to 88 lbs (40 kgs) max payload.

Ranges

Pan and tilt axis range is $\pm 720^\circ$ (limited by payload). Max pan and tilt speed is 180°/sec.

Technical

The pan and tilt options of the L-40 can be controlled by the pan-bar, handwheels, or joystick using a touch panel or a button console.



CREATIVITY IN REACH[®]

www.procamrentals.com

(818) 717-0354

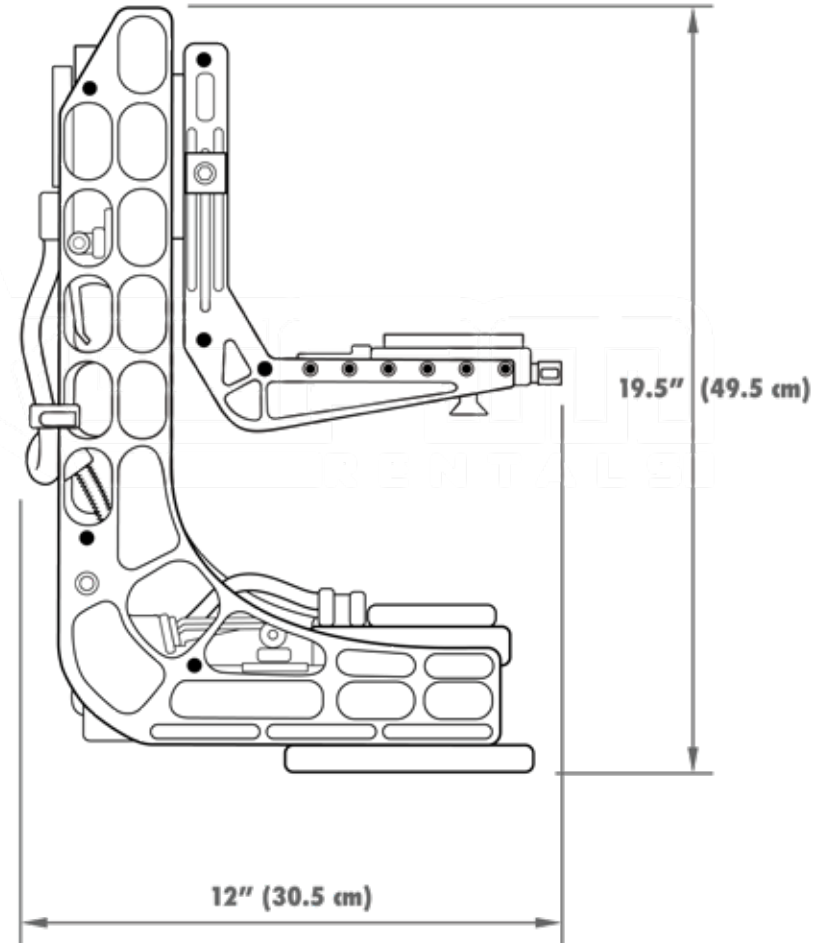
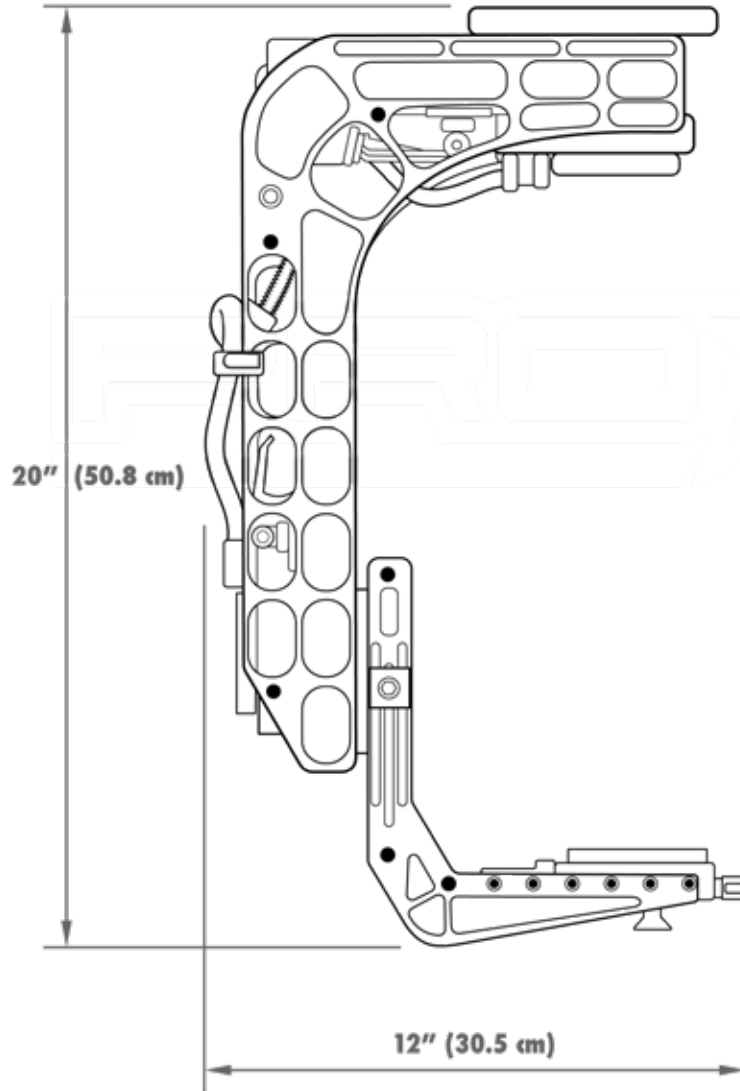
marketing@procamrentals.com



MO-SYS L40

STABILIZED **No**
WEIGHT **40 lbs (18 kgs)**
MAX PAYLOAD **88 lbs (40 kgs)**
PAN/TILT RANGE **±720°**
PAN/TILT SPEED **180°/sec**

UNDERSLUNG MIN HEIGHT **20" (50.8 cm)**
UNDERSLUNG MIN WIDTH **12" (30.5 cm)**
OVERSLUNG MIN HEIGHT **19.5" (49.5 cm)**
OVERSLUNG MIN WIDTH **12" (30.5 cm)**
MIN DEPTH **8" (20.3 cm)**



MO-SYS LAMBDA



Strength & Precision

The Lambda remote heads are widely used for their high payload capabilities and precision movements. A staple on many production sets, the Lambda offers strength and versatility to filmmakers.

The Lambda utilizes powerful motors and digital encoders, which provide instantaneous feel and responsive control with backpan compensation (on request).

The Lambda has a simple and intuitive interface that makes adjusting settings a breeze. Its user-friendly touchscreen gives operators the ability to easily change settings and program repeatable pan and tilt movements.

SPECIFICATIONS

Dimensions

The minimum width is 21" (54 cm) and the minimum depth is 7" (18 cm). The minimum height is 26" (66 cm) underslung, and 22" (56 cm) overslung. 3rd axis width is 24" (61 cm).

Weights

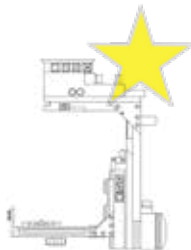
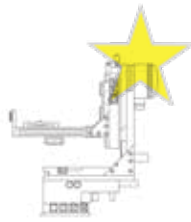
The head weighs 62 lbs (28 kgs), and can carry up to 110 lbs (50 kgs) max payload.

Ranges

Axis ranges are $\pm 360^\circ$ pan, $\pm 360^\circ$ tilt (limited by payload), and $\pm 360^\circ$ roll.

3rd Axis

The Mo-Sys Lambda is a 2-axis remote head that can effortlessly upgrade to a 3-axis (360-degree roll) model using the Mo-Sys 3rd Axis roll ring accessory.



CREATIVITY IN REACH®

www.procamrentals.com

(818) 717-0354

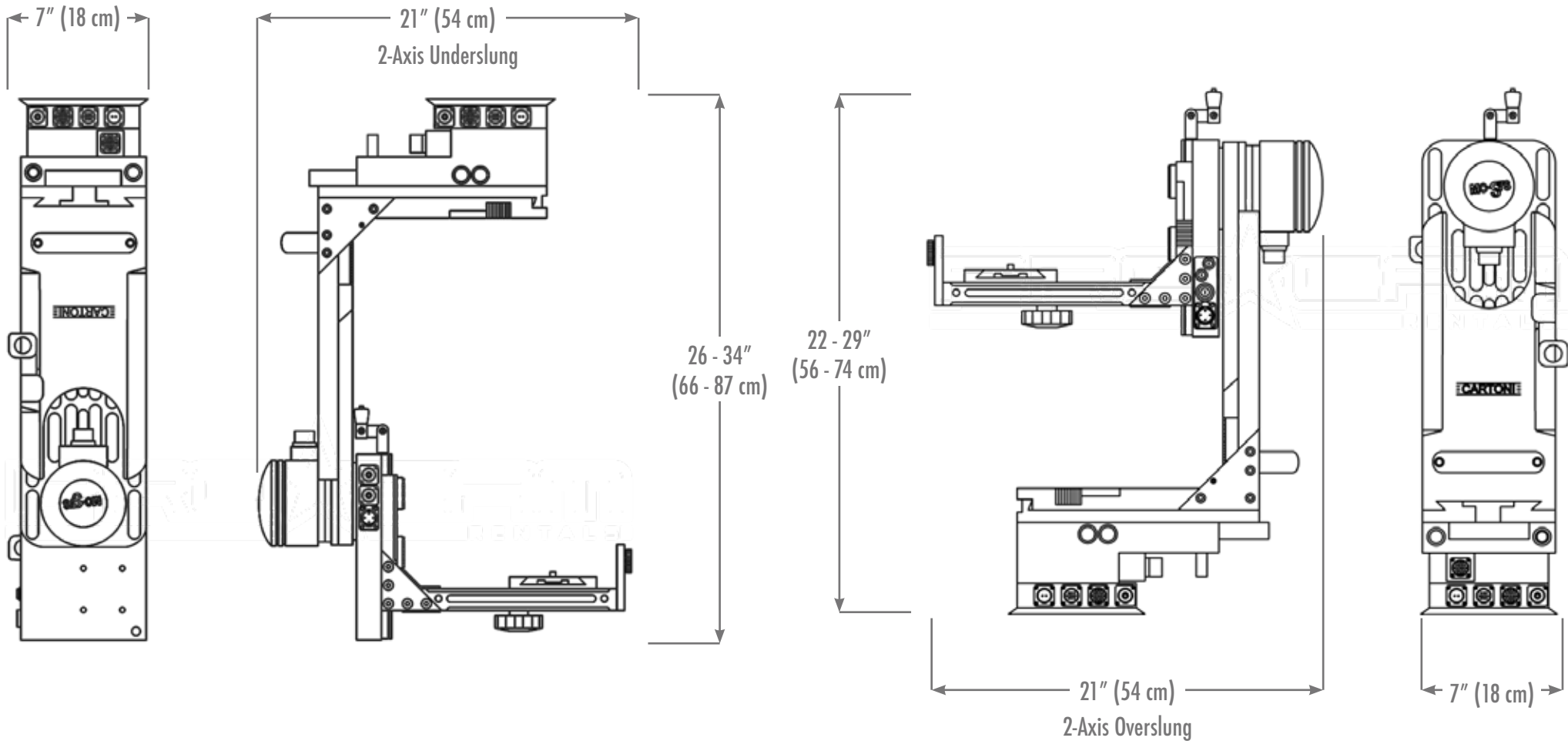
marketing@procamrentals.com




MO-SYS LAMBDA

STABILIZED **No**
 WEIGHT **62 lbs (28 kgs)**
 MAX PAYLOAD **110 lbs (50 kgs)**
 RANGE **Pan ±360°, Tilt ±360°, Roll ±360°**
 WIDTH WITH 3RD AXIS **24" (61 cm)**

UNDERSLUNG MIN HEIGHT **26" (66 cm)**
 UNDERSLUNG MIN WIDTH **21" (54 cm)**
 UNDERSLUNG MIN DEPTH **7" (18 cm)**
 OVERSLUNG MIN HEIGHT **22" (56 cm)**
 OVERSLUNG MIN WIDTH **21" (54 cm)**
 OVERSLUNG MIN DEPTH **7" (18 cm)**



TECHNO Z-HEAD



SuperTechnocrane Non-Stabilized Head

The Z-Head is a standard integrated non-stabilized remote head from SuperTechnocrane.

It is fully modular, allowing it to support small compact cameras while being big enough to accommodate some large format cameras.

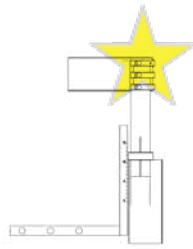
It can be operated as a 2-axis or 3-axis non-stabilized head using the 3rd axis add-on.

A benefit to the Z-head is the splash-proof enclosure that allows it to be used in even the most demanding conditions.

SPECIFICATIONS

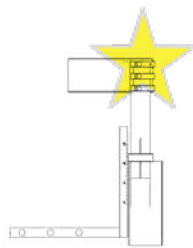
Dimensions

The minimum height is 24" (61 cm), the minimum width is 26" (66 cm), and the minimum depth is 6" (15 cm).



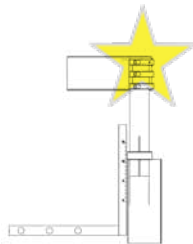
Weights

The head weighs 43 lbs (19.5 kgs), and can carry up to 80 lbs (36.3 kgs) max payload.



Ranges

Axis ranges are $\pm 540^\circ$ pan, $\pm 540^\circ$ tilt (limited by payload), and $\pm 540^\circ$ roll.



Accessories

The Z-Head can be operated using the standard handwheels, pan bars, or a joystick.

CREATIVITY IN REACH®

www.procamrentals.com

(818) 717-0354

marketing@procamrentals.com

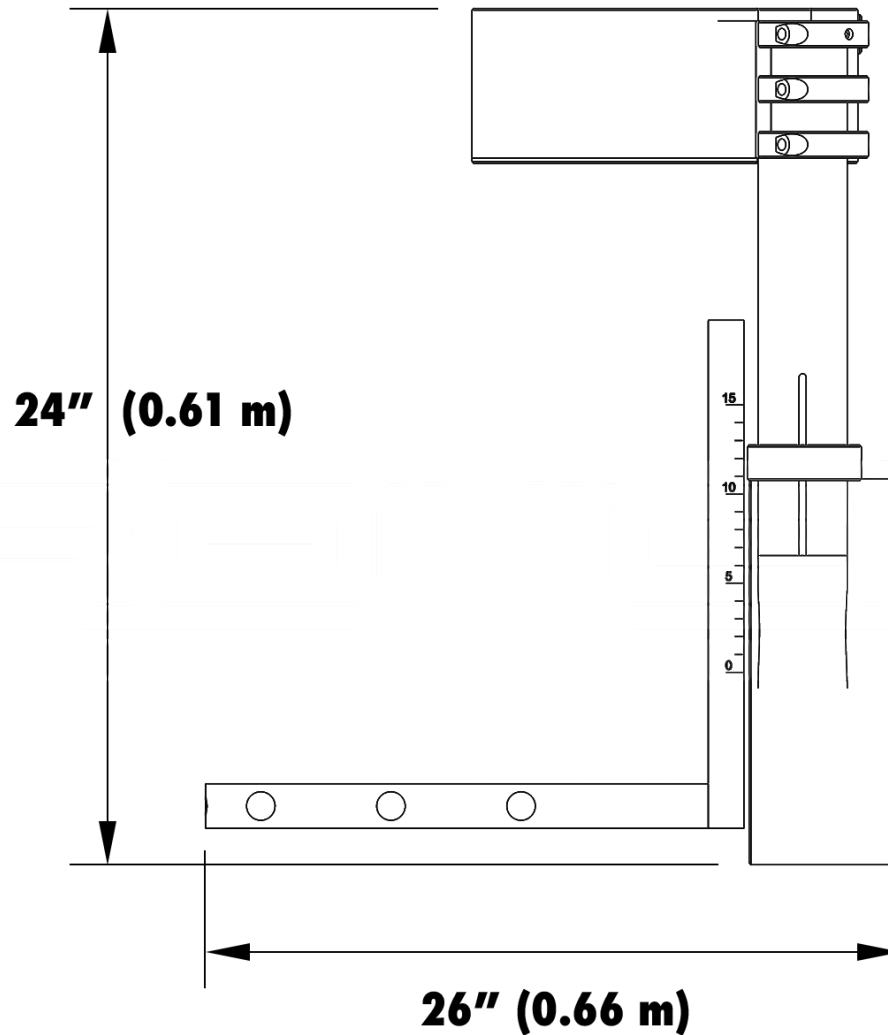


TECHNO Z-HEAD

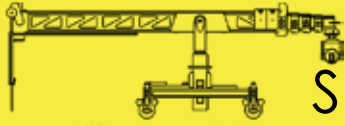
STABILIZED | **No**
WEIGHT | **43 lbs (19.5 kgs)**
MAX PAYLOAD | **80 lbs (36.3 kgs)**

RANGE | **Pan $\pm 540^\circ$, Tilt $\pm 540^\circ$, Roll $\pm 540^\circ$**
POWER | **120 Volts / 20 Amps**

UNDERSLUNG MIN HEIGHT | **24" (61 cm)**
UNDERSLUNG MIN WIDTH | **26" (66 cm)**
UNDERSLUNG MIN DEPTH | **6" (15 cm)**



TELESCOPIC CRANES



SuperTechno 75' **34**



SuperTechno 50' **36**



Scorpio 45' **38**



MovieBird 35/45' **40**



Scorpio 38' **42**



SuperTechno 30' **44**



Scorpio 23' **46**



SuperTechno 22' **48**



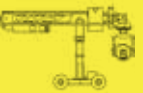
Technocrane 22' **50**



MovieBird 17/20' **52**



TechnoDolly 15' **54**



SuperTechno 15' **56**



Technocrane 15' **58**



Scorpio 10' **60**

SUPERTECHNOCRANE 75'



80' Max Lens Height

The SuperTechnocrane 75' is the longest telescopic camera crane in North America.


It features an electronically driven leveling head, adjustable movable weight carriage, and a lightweight, precise telescoping beam that facilitates smooth camera movement, even at full extension. It's motorized base allows the 75 footer to be moved quickly by just two people. The chassis has internal batteries accompanied by a 6 kilowatt generator.

The SuperTechno 75' Plus model offers additional targeting functionality and encoder outputs for AR/XR when combined with the native Techno-S stabilized head.

SPECIFICATIONS

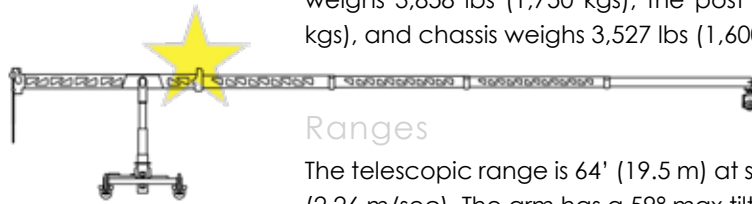
Dimensions

The chassis is 9'4" (2.84 m) long by 6'4" (1.93 m) wide, and minimum 10' (3.05 m) high. From post to nose, the retracted arm length is 9'10" (3 m), and 73'1" (22.28 m) extended.



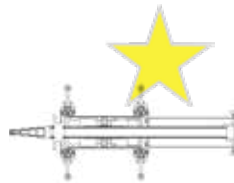
Weights

The total all-in weight is 11,550 lbs (5,238 kgs). The crane arm weighs 3,858 lbs (1,750 kgs), the post weighs 1,058 lbs (480 kgs), and chassis weighs 3,527 lbs (1,600 kgs).



Ranges

The telescopic range is 64' (19.5 m) at speeds up to 7'5" /sec (2.26 m/sec). The arm has a 59° max tilt angle. The maximum camera lens height is 80' (24.4 m) overslung. The post range is 6' 2" (1.87 m).



Accessories

A variety of mounts are used to connect heads, including the nose plug, out front, Cineflip, and the Kormercrane Level. HME wireless headsets provide clear communication for crane operation.

CREATIVITY IN REACH®

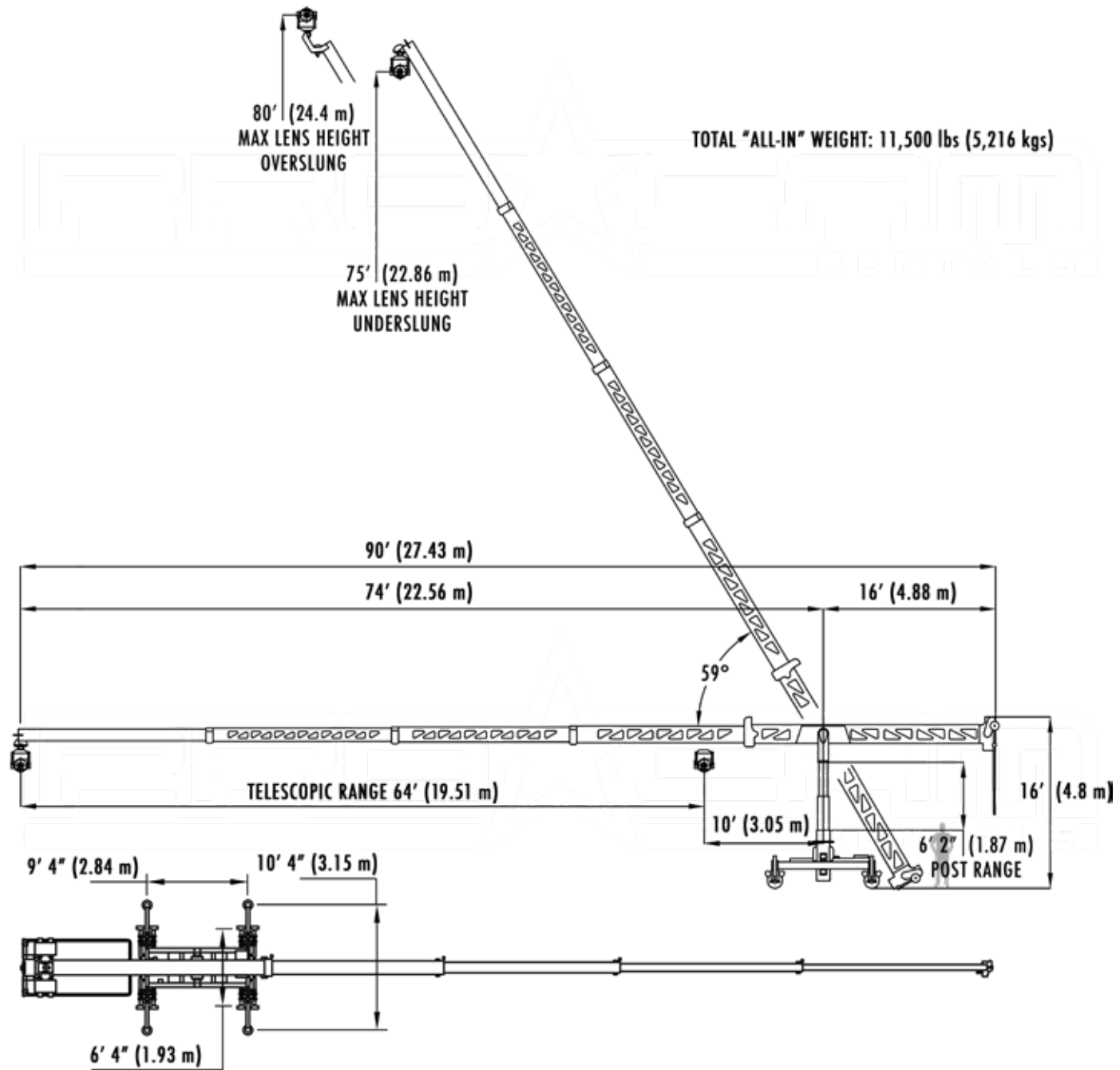
www.procamrentals.com

(818) 717-0354

marketing@procamrentals.com



SUPERTECHNOCRANE 75'



SUPERTECHNOCRANE 50'



50' Max Lens Height

The SuperTechnocrane 50' is widely used in film and television due to its long telescopic arm and ample telescopic range.


For a crane with such a long arm extension, the crane base is impressively compact and able to fit through a standard double doorway with a door clearance of 7'. The motorized center post with 3' of extension allows the crane to fit through any standard doorway but rises to over 10' tall when in use.

Crane movements can be live-streamed and recorded from encoder data for use with VR/XR or visual effects. The SuperTechno 50' Plus model offers additional targeting functionality when combined with a Z-Head.

SPECIFICATIONS

Dimensions

The chassis is 8'1" (2.45 m) long by 6'2" (1.88 m) wide, and minimum 7' (2.13 m) high. From post to nose, the retracted arm length is 11'4" (3.47 m), and 48'5" (14.75 m) extended.



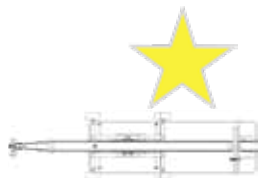
Weights

The total all-in weight is 5,464 lbs (2,478 kgs). The crane arm weighs 1,276 lbs (579 kgs), the post weighs 908 lbs (412 kgs), and chassis weighs 1,085 lbs (492 kgs).



Ranges

The telescopic range is 37' 5" (11.4 m) at speeds up to 6'5" / sec (1.97 m/sec). The arm has a +60° / -52° max tilt angle. The maximum camera lens height is 50' (15.11 m) overslung. The post range is 5'1" (1.54 m).



Accessories

Mountable on the Taurus mobile base or track. A variety of mounts are used to connect heads, including the nose plug, out front, Cineflip, and the Kornercrane Level. HME wireless headsets provide clear communication for crane operation.

CREATIVITY IN REACH®

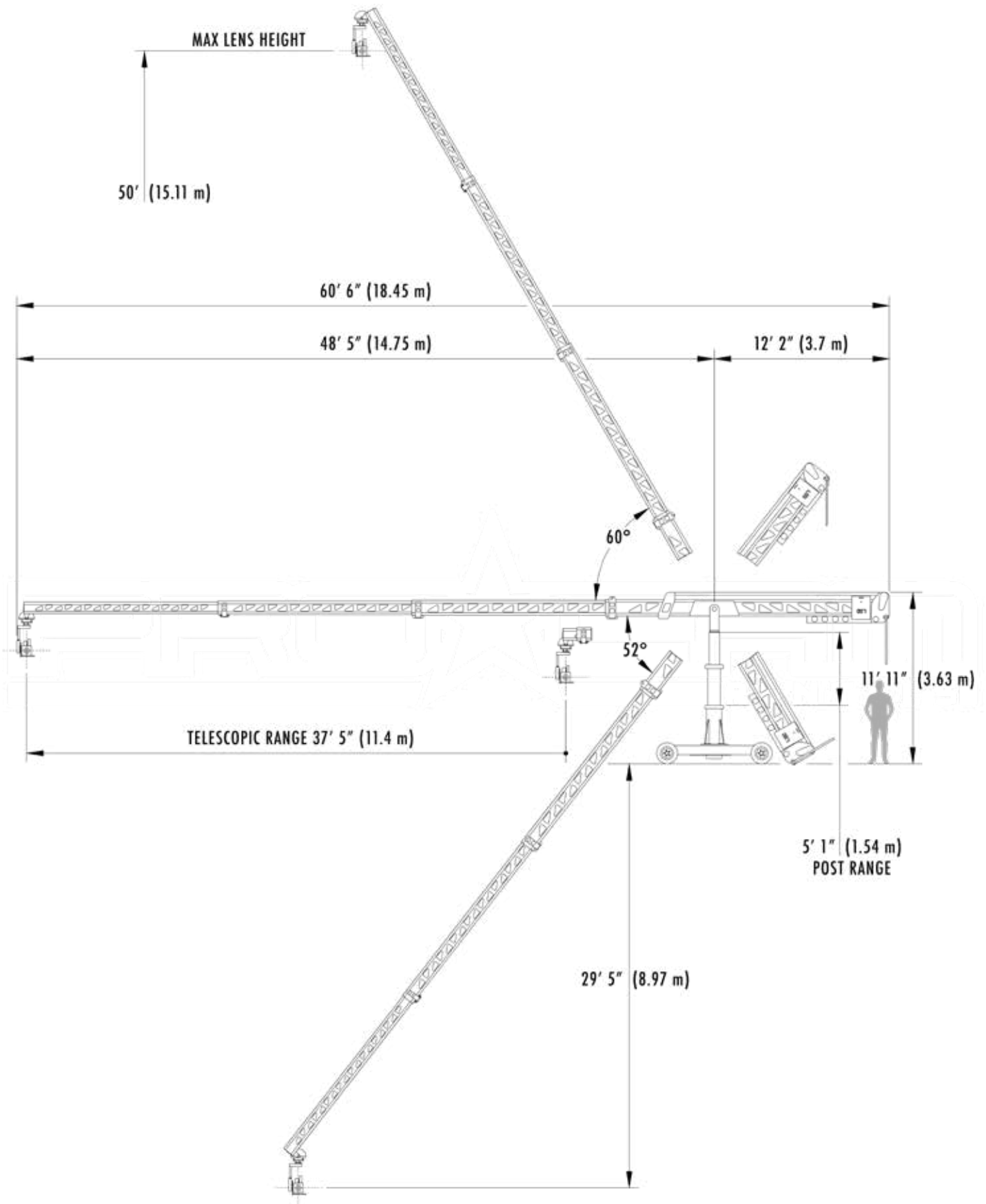
www.procamrentals.com

(818) 717-0354

marketing@procamrentals.com



SUPERTECHNOCRANE 50'



SCORPIO 45'



46'7" Max Lens Height

The technology and functionality of the Scorpio 45' telescoping crane will allow you to achieve your vision without compromise.

Employing the same core technology as the Scorpio 23', the Scorpio 45 was built to reach a remarkable lens height of 47' without sacrificing function or performance.

The Scorpio series of cranes are capable of repeatable arm-articulation, programmable limits for telescopic movement, dampening, and compensation on arc movement in both the horizontal and vertical axis.


SPECIFICATIONS

Dimensions



The chassis is 5'10" (1.8 m) long by 5'1" (1.56 m) wide, and minimum 7' (2.13 m) high. From post to nose, the retracted arm length is 7'10" (2.4 m), and 45'11" (14 m) extended.

Weights




The total all-in weight is 4,850 lbs (2,200 kgs). The crane arm weighs 1,350 lbs (612 kgs), and the combined weight of the post and chassis is 1,585 lbs (719 kgs).

Ranges

The telescopic range is 38'6" (11.74 m) at speeds up to 8'5" / sec (2.58 m/sec). The arm has a +55° / -43° max tilt angle. The maximum camera lens height is 46'7" (14.2 m) overslung. The post range is 2'9" (0.84 m).

Accessories



Mountable on the Taurus mobile base or track. A variety of mounts are used to connect heads, including the nose plug, out front, Cineflip, and the Kornercrane Level. HME wireless headsets provide clear communication for crane operation.

CREATIVITY IN REACH®

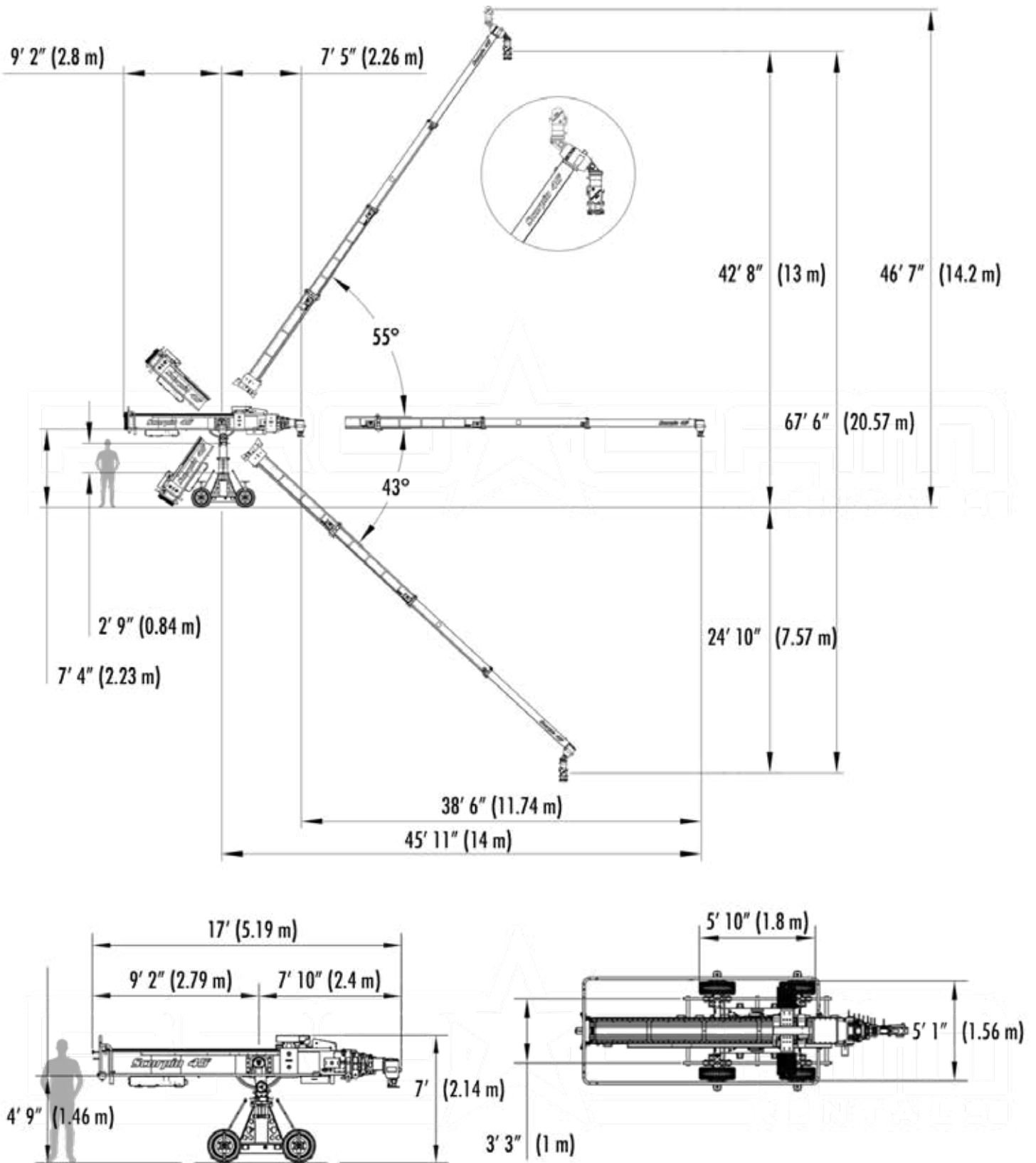
www.procamrentals.com

(818) 717-0354

marketing@procamrentals.com



SCORPIO 45'



MOVIEBIRD 35/45'



39'5" Max Lens Height

Featuring a patented drive system for safety and smooth operation, the MovieBird 45' telescopic crane is perfect for any set or studio. The crane arm can be quickly configured from 35' mode to 45' mode to reach its maximum length.

This 45-foot crane, when disassembled, can be transported in a 16-ton truck or bespoke trailer.

Like all MovieBird cranes, the movement of the 45' is fluid and balanced. In addition, the crane is universally designed to carry almost any camera package payload.

SPECIFICATIONS

Dimensions

The chassis is 5'3" (1.6 m) long by 4'11" (1.5 m) wide, and minimum 6'6" (2 m) high. From post to nose, the retracted arm length is 8' (2.43 m), and 45'2" (13.77 m) extended.



Weights

The total all-in weight is 4,106 lbs (1,862 kgs). The crane arm, post, and chassis empty weight totals 2,006 lbs (910 kgs). The chassis alone weighs 474 lbs (215 kgs).



Ranges

The telescopic range is 36'5" (11.1 m) at speeds up to 6'6" / sec (1.98 m/sec). The arm has a +55° / -45° max tilt angle. The maximum camera lens height is 39'5" (12 m) overslung. The post range is 1'8" (0.5 m).

Accessories

Mountable on the Taurus mobile base or track. A variety of mounts are used to connect heads, including the nose plug, out front, Cineflip, and the Kornercrane Level. HME wireless headsets provide clear communication for crane operation.

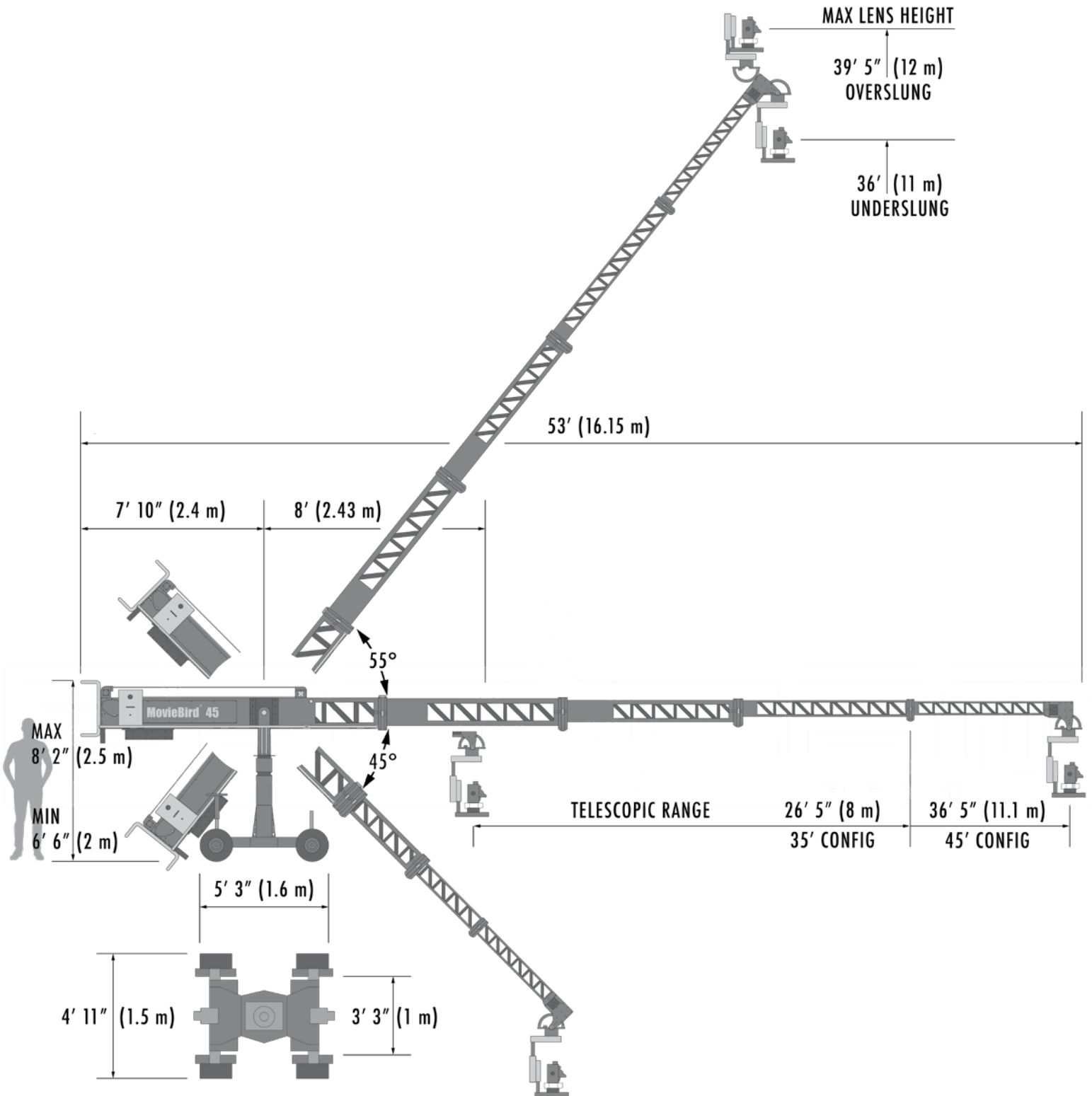
www.procamrentals.com

(818) 717-0354

marketing@procamrentals.com



MOVIEBIRD 35/45'




SCORPIO 38'

40' Max Lens Height

The Scorpio 38' is the natural evolution of the Scorpio 30' + 7'. With 4 telescopic sections, this crane allows up to 154 pounds maximum payload keeping a perfect rigidity at its maximum extension and lens height of 40' overslung (36' underslung) without sacrificing function or performance.

The Scorpio series of cranes are capable of repeatable arm-articulation, programmable limits for telescopic movement, camera tracking system integration for real-time virtual studio and augmented reality, dampening, and compensation on arc movement in both the horizontal and vertical axis.

SPECIFICATIONS




Dimensions

The chassis is 5'11" (1.81 m) long by 3'9" (1.15 m) wide, and minimum 6'11" (2.1 m) high. From post to nose, the retracted arm length is 7'4" (2.24 m), and 38' (11.58 m) extended.

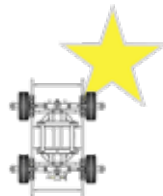
Weights

The total all-in weight is 4,680 lbs (2,123 kgs). The crane arm weighs 1,360 lbs (617 kgs), and the post and chassis weigh 1,541 lbs (699 kgs).



Ranges

The telescopic range is 30'7" (9.32 m) at speeds up to 8'6" / sec (2.6 m/sec). The arm has a +55° / -43° max tilt angle. The maximum camera lens height is 40' (12.19 m) overslung. The post range is 1'7" (0.48 m).



Accessories

Mountable on the Taurus mobile base or track. A variety of mounts are used to connect heads, including the nose plug, out front, Cineflip, and the Kornercrane Level. HME wireless headsets provide clear communication for crane operation.

CREATIVITY IN REACH®

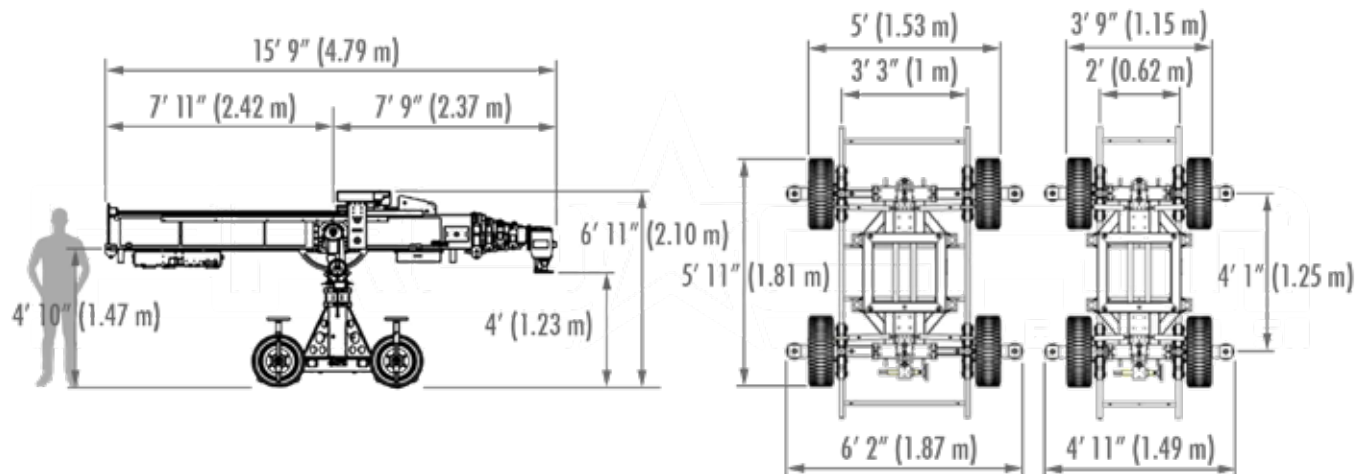
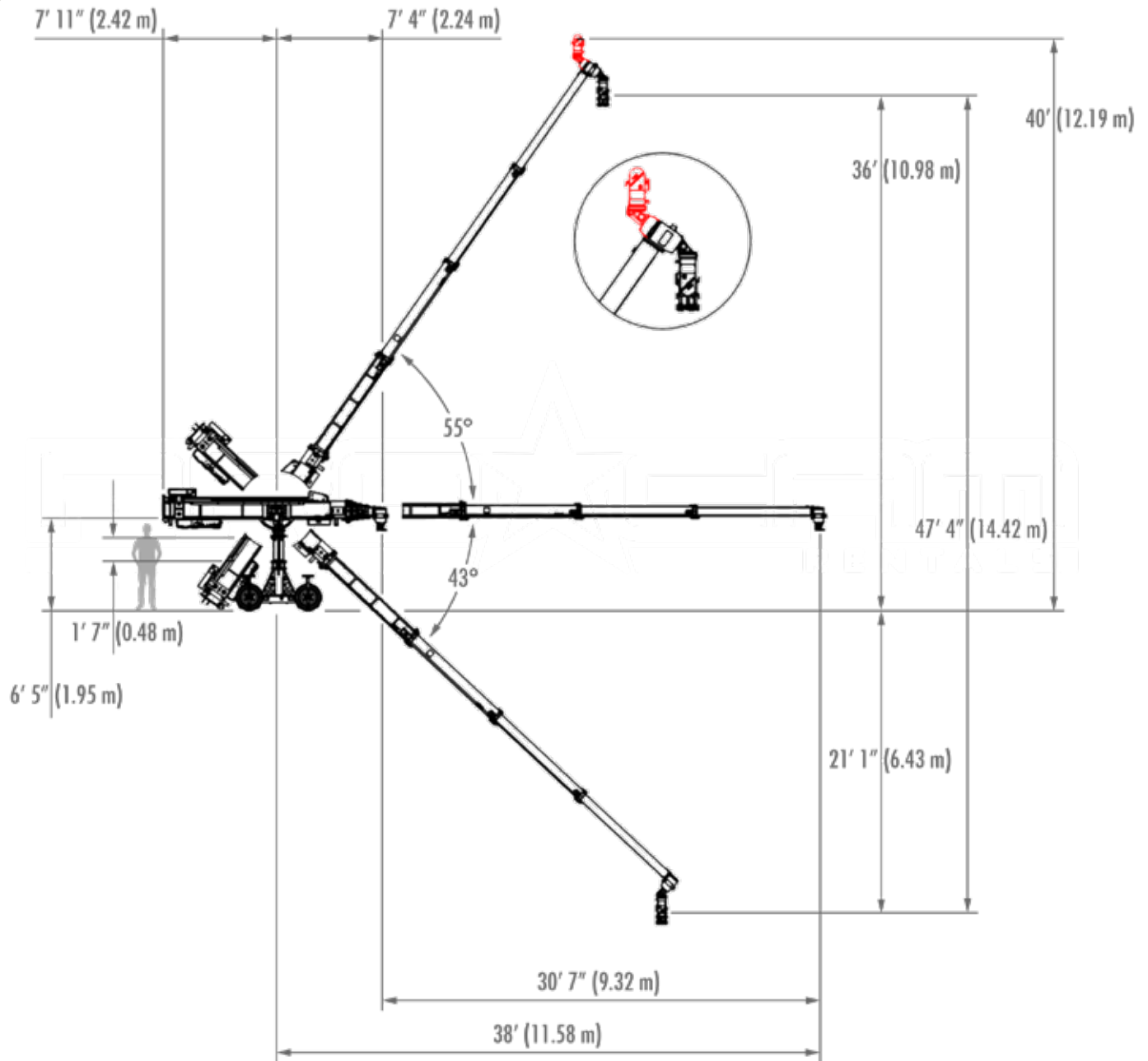
www.procamrentals.com

(818) 717-0354

marketing@procamrentals.com



SCORPIO 38'



SUPERTECHNOCRANE 30'



30' Max Lens Height

SuperTechnocrane sets the industry standard for telescoping cranes, offering camera movements that could not be achieved with any fixed-length crane. The 30-footer has been the industry's trusted workhorse for more than a decade.

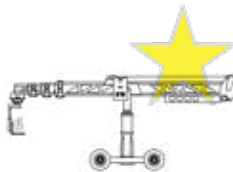
The SuperTechnocrane is designed to accommodate almost all film cameras and lenses; it can be configured to film in large and 3D formats, too.

The SuperTechno 30' can be mounted on dolly track for compound camera movement in high ceiling indoor spaces or outdoor locations.

SPECIFICATIONS

Dimensions

The chassis is 5'5" (1.65 m) long by 4'6" (1.36 m) wide, and minimum 6'11" (2.1 m) high. From post to nose, the retracted arm length is 8'10" (2.69 m), and 31'4" (9.55 m) extended.



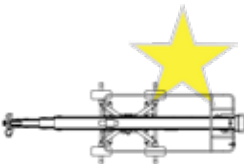
Weights

The total all-in weight is 2,881 lbs (1,307 kgs). The crane arm weighs 706 lbs (320 kgs), the post weighs 176 lbs (80 kgs), and chassis weighs 286 lbs (130 kgs).



Ranges

The telescopic range is 22'8" (6.91 m) at speeds up to 6' /sec (1.83 m/sec). The arm has a +60° / -57° max tilt angle. The maximum camera lens height is 30' (9.2 m) underslung. The post range is 1'6" (0.45 m).



Accessories

Mountable on the Taurus mobile base or track. A variety of mounts are used to connect heads, including the nose plug, out front, Cineflip, and the Kornercrane Level. HME wireless headsets provide clear communication for crane operation.

CREATIVITY IN REACH®

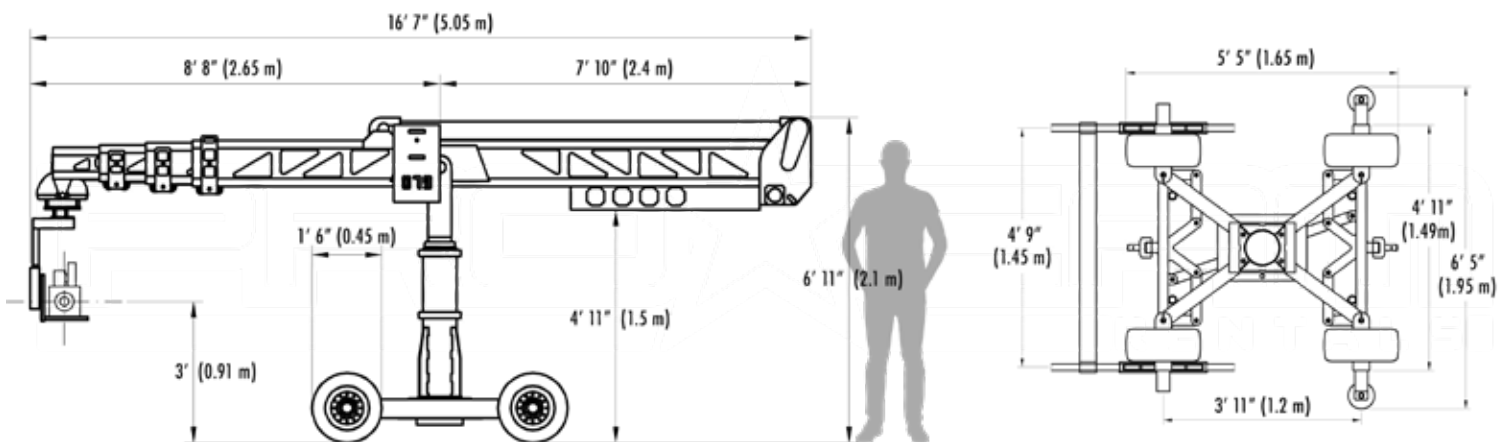
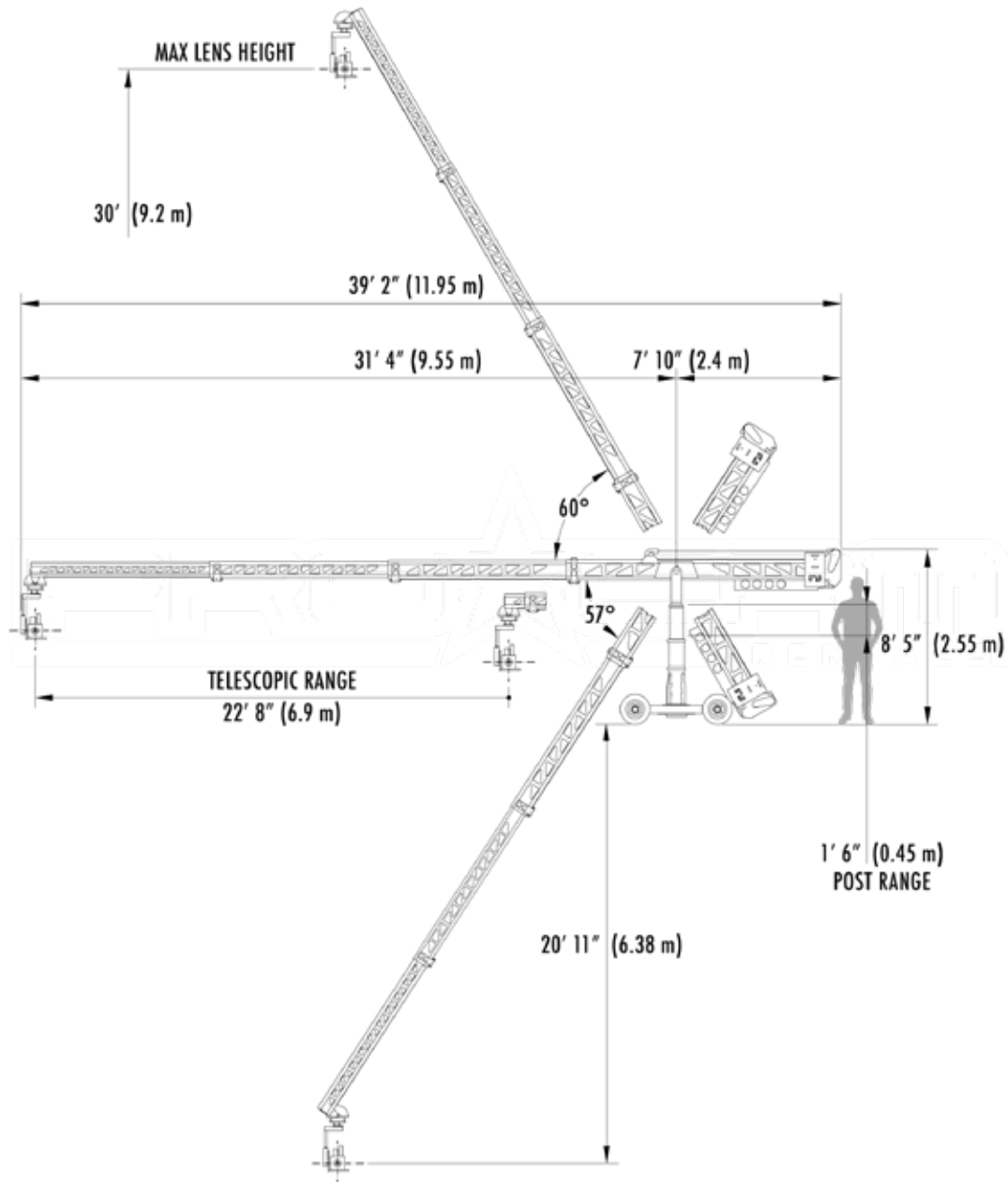
www.procamrentals.com

(818) 717-0354

marketing@procamrentals.com



SUPERTECHNOCRANE 30'



SCORPIO 23'

26' Max Lens Height

The Scorpio 23's arm has incredibly smooth maneuvering qualities and a maximum reach of 23 feet. In addition, the Scorpio's aluminum extension arm offers rigid structure and smooth camera movements.

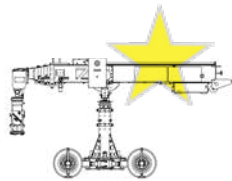
The articulating arm and base can be wheeled through any typical doorway, making it the perfect candidate for filming fluid movement in tight spaces.

Consistent with the rest of the Scorpio telescoping cranes, it can be programmed with an automatic arc compensator in both the horizontal and vertical axis.

SPECIFICATIONS

Dimensions

The chassis is 6'2" (1.87 m) long by 2'5" (0.73 m) wide, and minimum 6'6" (2 m) high. From post to nose, the retracted arm length is 5' (1.5 m), and 23' (7.1 m) extended.



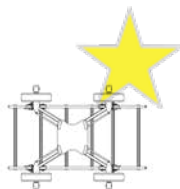
Weights

The total all-in weight is 2,425 lbs (1,100 kgs). The crane arm weighs 100 lbs (45 kgs), the post weighs 245 lbs (111 kgs), and chassis weighs 415 lbs (188 kgs).



Ranges

The telescopic range is 18'5" (5.6 m) at speeds up to 5'10" /sec (1.8 m/sec). The arm has a $\pm 55^\circ$ max tilt angle. The maximum camera lens height is 26'2" (8 m) overslung. The post range is 1' (0.3 m).



Accessories

Mountable on the Taurus mobile base or track. A variety of mounts are used to connect heads, including the nose plug, out front, Cineflip, and the Kornercrane Level. HME wireless headsets provide clear communication for crane operation.

CREATIVITY IN REACH®

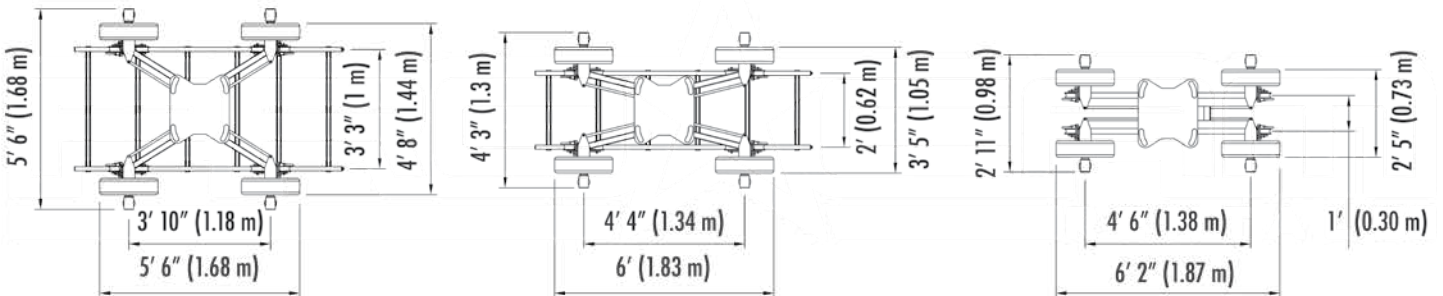
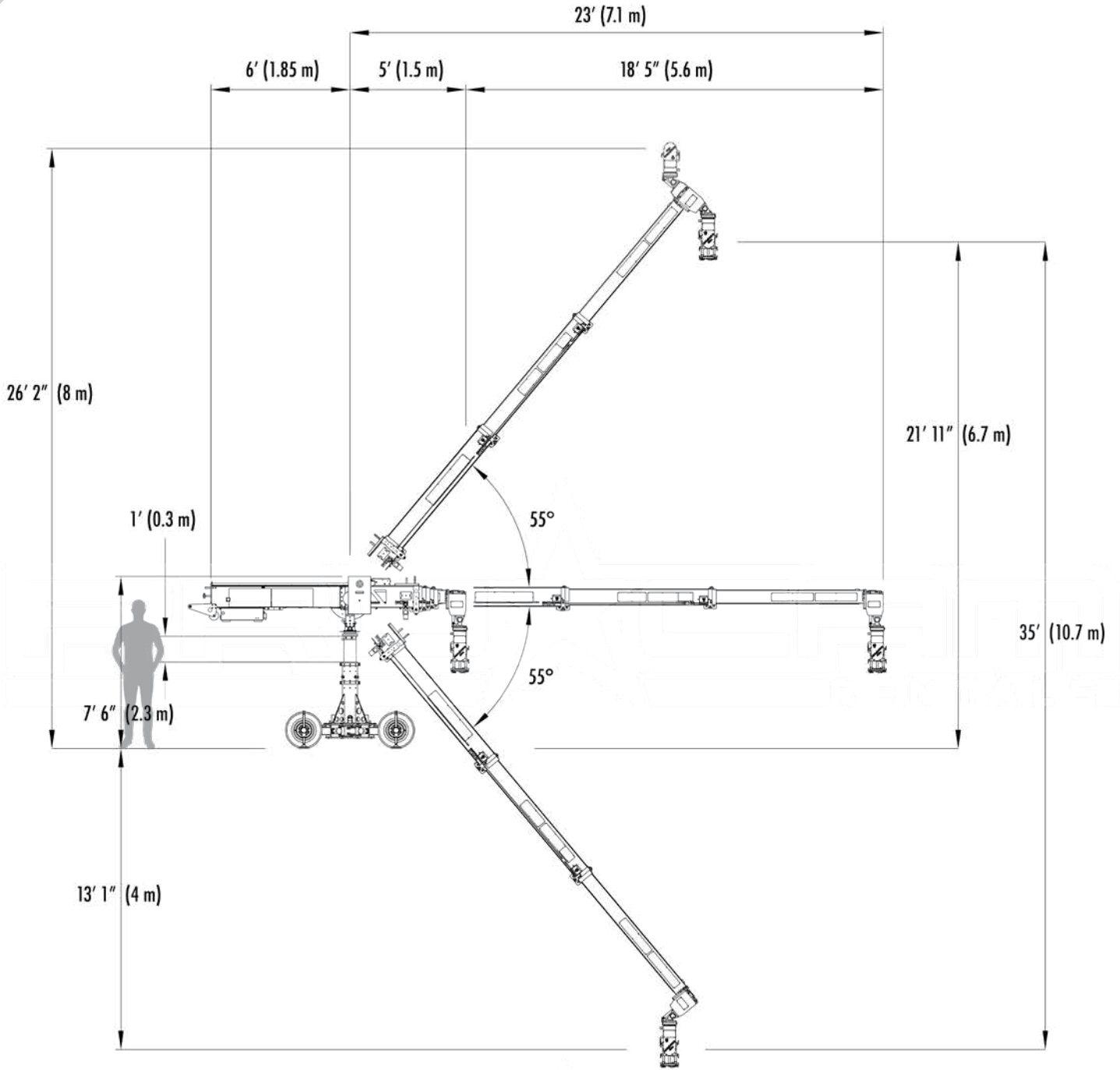
www.procamrentals.com

(818) 717-0354

marketing@procamrentals.com



SCORPIO 23'



SUPERTECHNOCRANE 22'

24' Max Lens Height

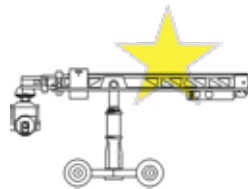
The SuperTechno 22' features a telescopic arm that allows the camera to extend its reach without the need for dolly track. Plus, filmmakers appreciate the SuperTechnocrane's versatility in smaller spaces when arm length and lens height are not negotiable. Another advantage of this telescopic crane is it can be equipped with the heaviest cameras with a max nose load of up to 185 pounds.

The chassis of the SuperTechno 22 is 4'6" wide with a minimum clearance height of 6'5", meaning that it can fit through most standard double door entrances and garage loading doors.

SPECIFICATIONS

Dimensions

The chassis is 5'5" (1.65 m) long by 4'6" (1.36 m) wide, and minimum 6'5" (2 m) high. From post to nose, the retracted arm length is 5'11" (1.80 m) and 25'5" (6.83 m) extended.



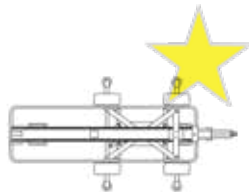
Weights

The total all-in weight is 1,927 lbs (874 kgs). The crane arm weighs 507 lbs (230 kgs), the post weighs 176 lbs (80 kgs), and chassis weighs 286 lbs (130 kgs).



Ranges

The telescopic range is 16'10" (5.12 m) at speeds up to 6'6" /sec (1.98 m/sec). The arm has a 60° max tilt angle. The maximum camera lens height is 22' (6.7 m) underslung. The post range is 1'6" (0.45 m).



Accessories

Mountable on the Taurus mobile base or track. A variety of mounts are used to connect heads, including the nose plug, out front, Cineflip, and the Kornercrane Level. HME wireless headsets provide clear communication for crane operation.

CREATIVITY IN REACH®

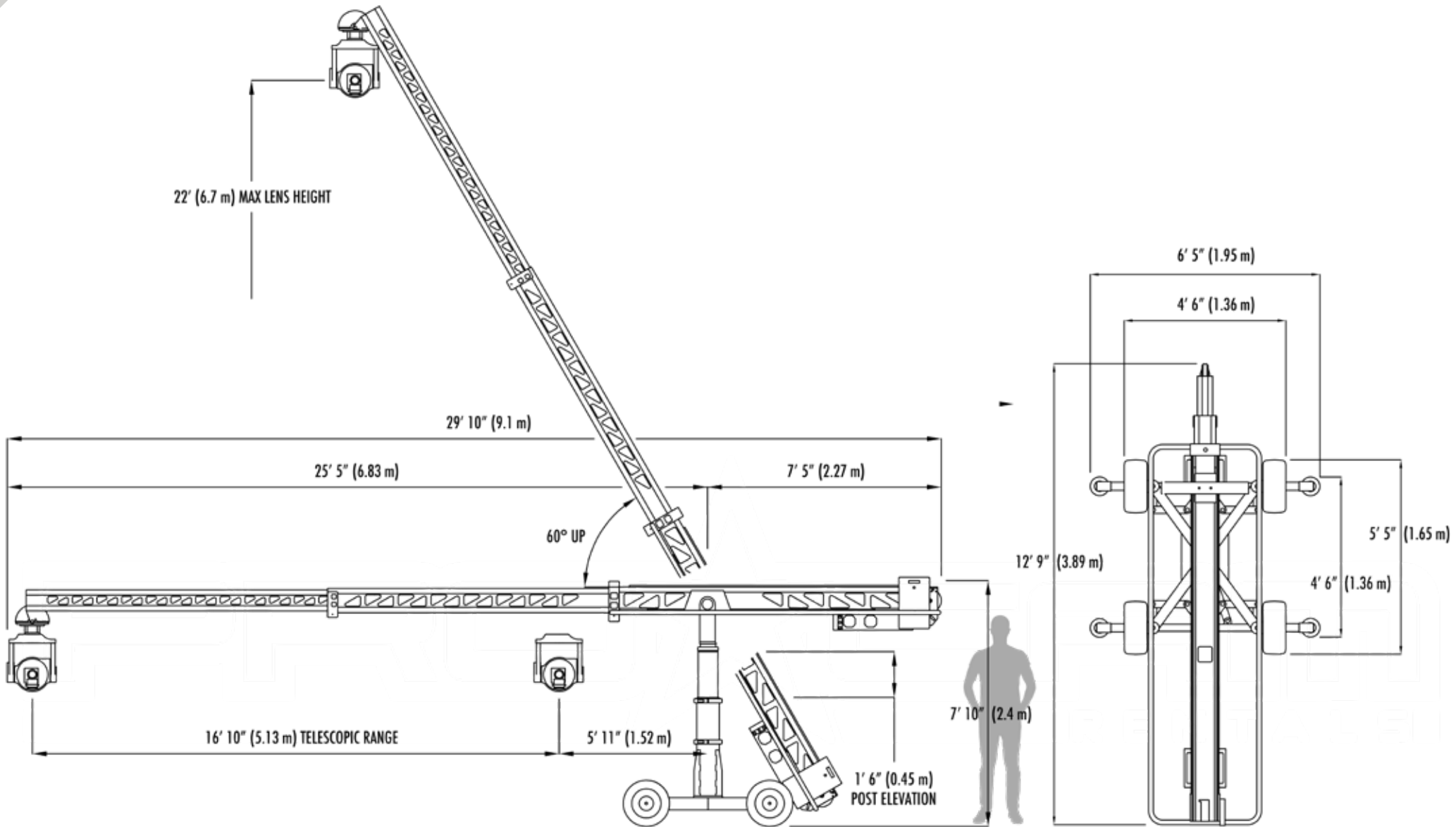
www.procamrentals.com

(818) 717-0354

marketing@procamrentals.com



SUPERTECHNOCRANE 22'



TECHNOCRANE 22'



24' Max Lens Height

The Technocrane 22' is a compact and versatile telescoping crane ideal for operating in tight locations. The camera can move across space in straight lines, diagonals, and arcs, all while maintaining the standard capabilities of a jib arm.

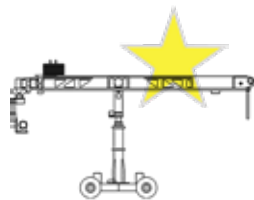
The latest digital electronics drive the telescopic motor and the native Techno head's auto-horizon motor.

The chassis width is 2'7" with a minimum door clearance of 6'8". The Technocrane 22 can be compacted to just 31" wide, making it a breeze to roll through doorways.

SPECIFICATIONS

Dimensions

The chassis is 3'7" (1.09 m) long by 2'7" (0.79 m) wide, and minimum 6'8" (2 m) high. From post to nose, the retracted arm length is 4'11" (1.5 m), and 20'5" (6.22 m) extended.



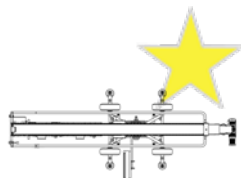
Weights

The total all-in weight is 1,008 lbs (457 kgs). The crane arm weighs 103 lbs (47 kgs), the post weighs 103 lbs (47 kgs), and chassis weighs 147 lbs (67 kgs).



Ranges

The telescopic range is 15' 6" (4.73 m) at speeds up to 4'9"/sec (1.45 m/sec). The arm has a 60° max tilt angle. The maximum camera lens height is 24' (7.32 m) overslung. The post range is 1'2" (0.36 m).



Accessories

Mountable on the Taurus mobile base or track. A variety of mounts are used to connect heads, including the nose plug, out front, Cineflip, and the Kornercrane Level. HME wireless headsets provide clear communication for crane operation.

CREATIVITY IN REACH®

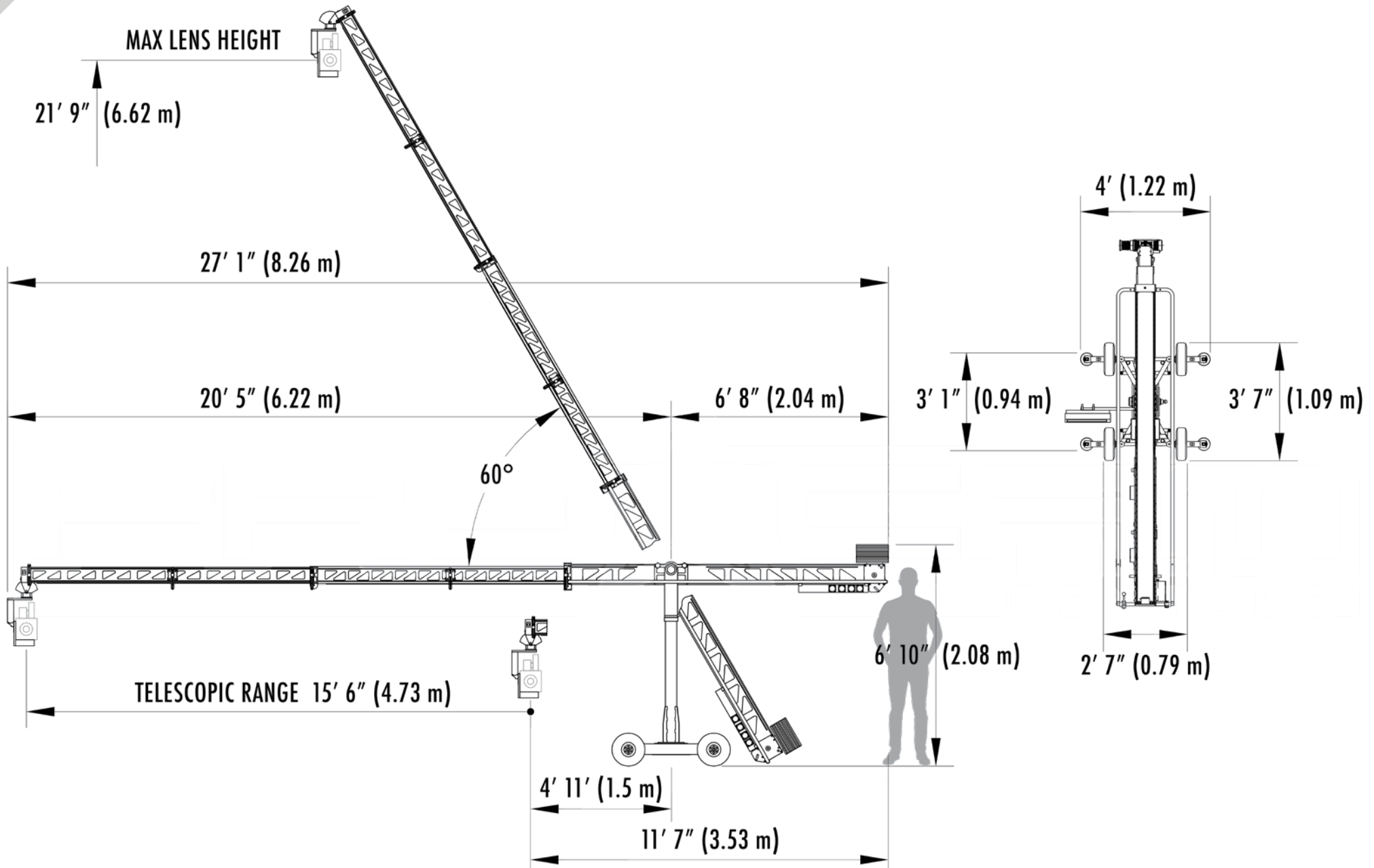
www.procamrentals.com

(818) 717-0354


marketing@procamrentals.com



TECHNOCRANE 22'



MOVIEBIRD 17/20'



21' Max Lens Height

The 17/20' crane is the smallest articulating crane from MovieBird, ideal for small sets due to its adjustable base and short bucket.


The chassis can adjust from 2'6" to 4'6", which is great for crowded sets or smaller doorways.

MovieBird's patented belt transmission system makes the crane faster and more stable than traditional cable-driven systems. Smaller in size and weight, this telescopic camera crane is an excellent option for camera car and process trailer operations.

SPECIFICATIONS


Dimensions

The chassis is 4'6" (1.4 m) long by 4'6" (1.4 m) wide, and minimum 5'6" (1.7 m) high. From post to nose, the retracted arm length is 4'7" (1.4 m), and 16'6" (5.03 m) extended.



Weights

The total all-in weight is 1,799 lbs (816 kgs). The crane arm weighs 463 lbs (210 kgs), the post weighs 132 lbs (60 kgs), and chassis weighs 364 lbs (165 kgs).



Ranges

The telescopic range is 11' 10" (3.6 m) at speeds up to 4'3" / sec (2.26 m/sec). The arm has a +55° / -45° max tilt angle. The maximum camera lens height is 20'11" (6.4 m) overslung. The post range is 1'9" (0.53 m).



Accessories

Mountable on the Taurus mobile base or track. A variety of mounts are used to connect heads, including the nose plug, out front, Cineflip, and the Kornercrane Level. HME wireless headsets provide clear communication for crane operation.

CREATIVITY IN REACH®

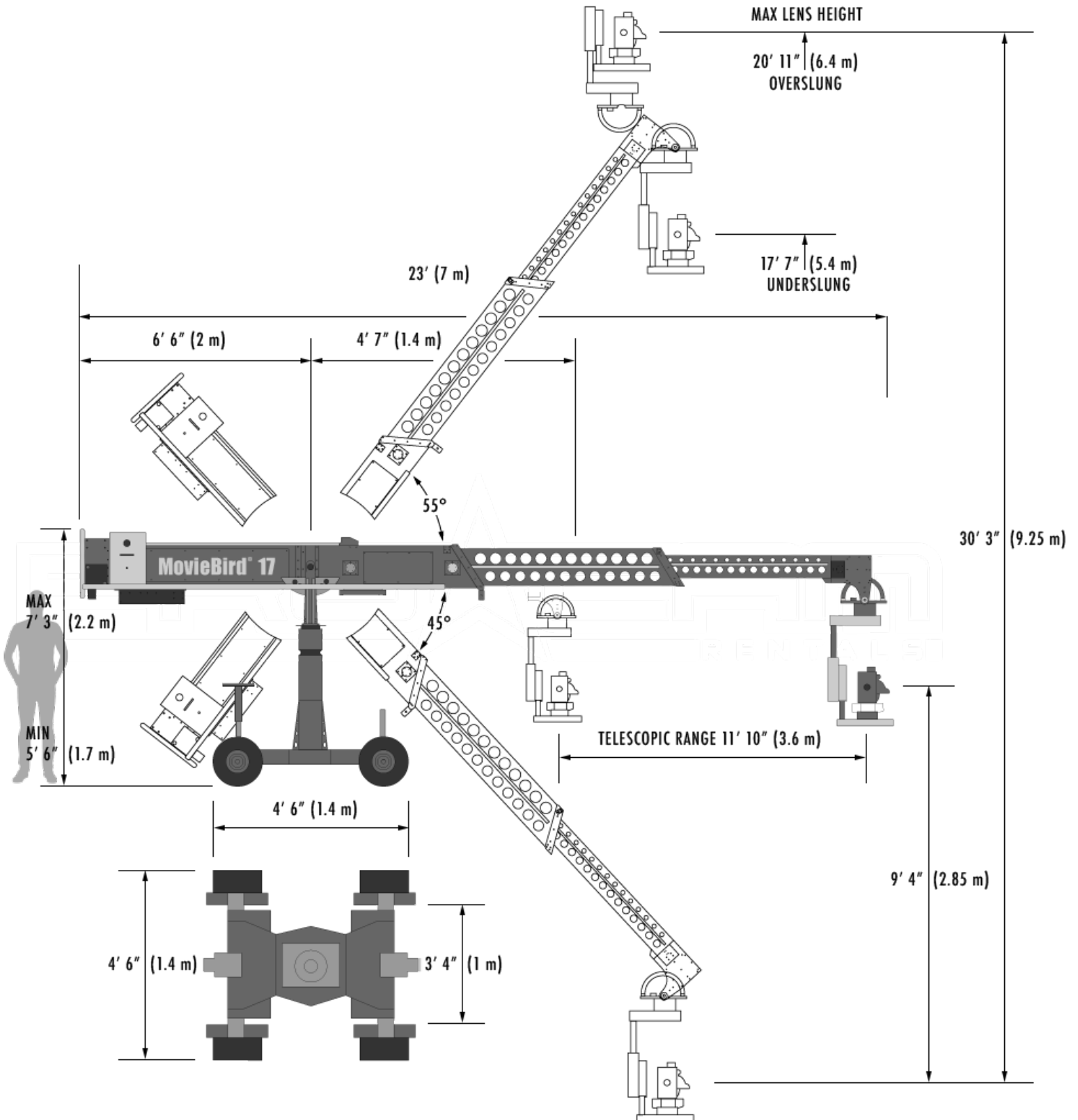
www.procamrentals.com

(818) 717-0354

marketing@procamrentals.com



MOVIEBIRD 17/20'



TECHNODOLLY 15'

15' Max Lens Height

The TechnoDolly is a repeatable telescopic crane that can be used as a traditional telescopic crane, or as a motion capture device.

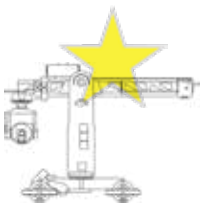
This crane offers clients the ability to record, program, polish, and repeatedly play back fluid camera moves with accuracy and precision as many times as the scene requires. Every Axis is repeatable from the lens to the track.

This system uses absolute encoders for operators to play back any move, provided the environment hasn't changed. It has the same footprint and reaching capabilities as the trusted and well known Techno 15'.

SPECIFICATIONS

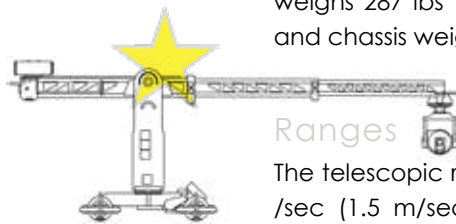
Dimensions

The chassis is 5'1" (1.54 m) long by 2'7" (0.78 m) wide, and minimum 6'7" (2.01 m) high. From post to nose, the retracted arm length is 3'1" (0.95 m), and 13'8" (4.18 m) extended.



Weights

The total all-in weight is 1,869 lbs (835 kgs). The crane arm weighs 287 lbs (130 kgs), the post weighs 543 lbs (246 kgs), and chassis weighs 335 lbs (152 kgs).



Ranges

The telescopic range is 9'11" (3.01 m) at speeds up to 4'11" /sec (1.5 m/sec). The arm has a 55° max tilt angle. The maximum camera lens height is 15' (4.42 m) underslung. Max track length is 59' (18 m).



Accessories

Connect multiple track segments to create repeatable compound moves that can cover large spaces. HME wireless headsets provide clear communication for crane operation.

CREATIVITY IN REACH®

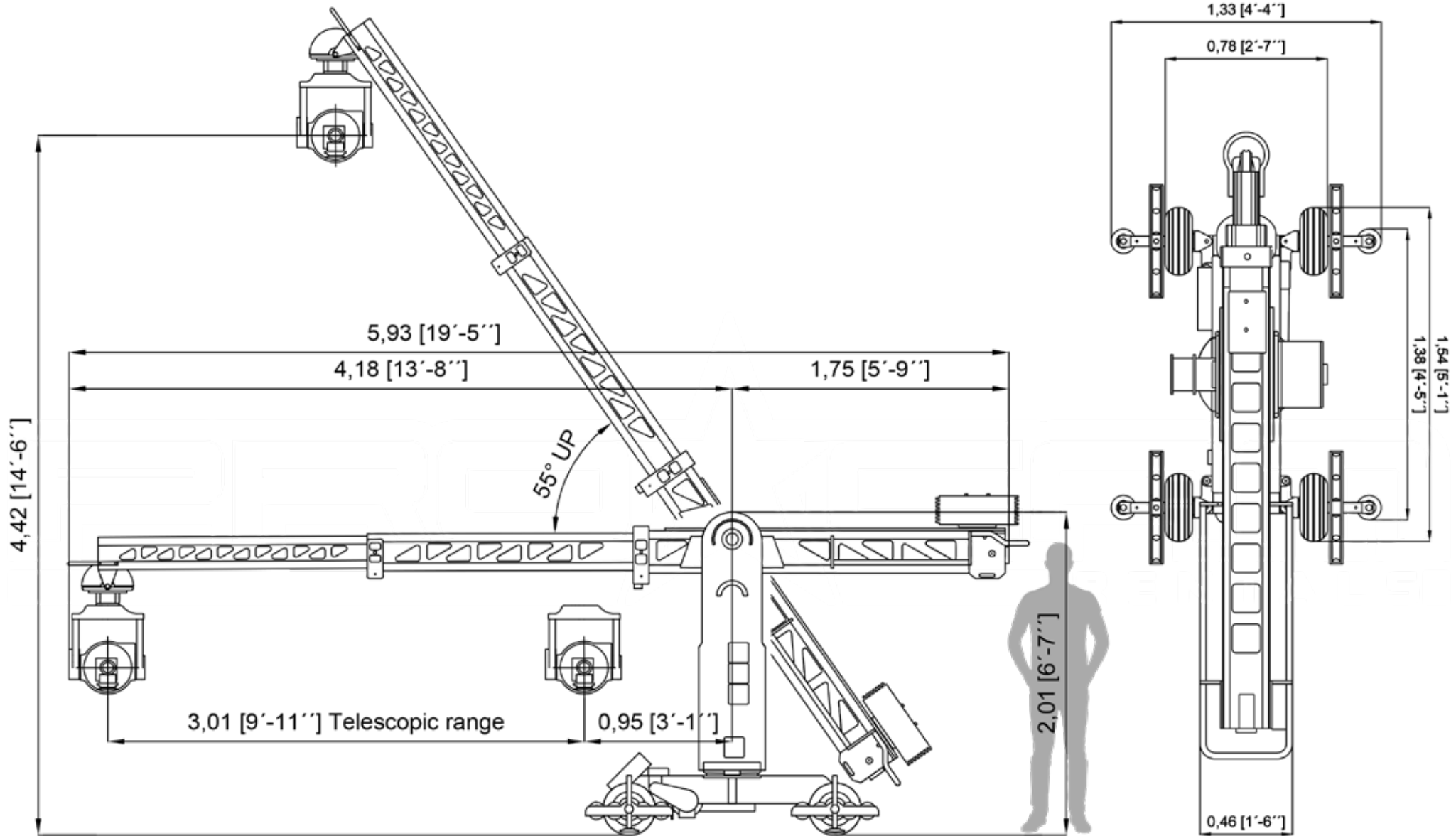
www.procamrentals.com

(818) 717-0354

marketing@procamrentals.com



TECHNODOLLY 15'



SUPERTECHNOCRANE 15'

17' Max Lens Height

The SuperTechno 15' crane is a small telescopic camera crane ideal for tight locations, crowded sets, or confined spaces.

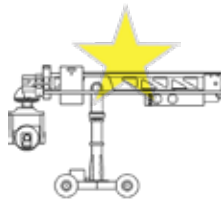
The chassis is small enough to easily fit through most standard doorways and travel through hallways.

The SuperTechno 15' crane saves time with easy assembly and take-down without sacrificing camera payload capabilities.

Even with its small size, this crane supports most 3D rigs, remote heads, and camera packages.

SPECIFICATIONS

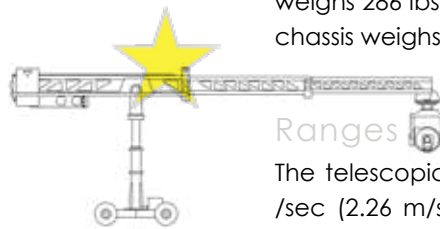
Dimensions



The chassis is 3'7" (1.1 m) long by 2'7" (0.78 m) wide, and minimum 5'8" (1.7 m) high. From post to nose, the retracted arm length is 3'3" (1 m), and 13'10" (4.21 m) extended.

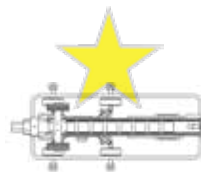
Weights

The total all-in weight is 1,135 lbs (515 kgs). The crane arm weighs 286 lbs (130 kgs), the post weighs 68 lbs (31 kgs), and chassis weighs 99 lbs (45 kgs).



Ranges

The telescopic range is 9'5" (2.86 m) at speeds up to 2'4" /sec (2.26 m/sec). The arm has a 60° max tilt angle. The maximum camera lens height is 17' (5.18 m) overslung. The post range is 1'2" (0.36 m).



Accessories

Mountable on the Taurus mobile base or track. A variety of mounts are used to connect heads, including the nose plug, out front, Cineflip, and the Kornercrane Level. HME wireless headsets provide clear communication for crane operation.

CREATIVITY IN REACH®

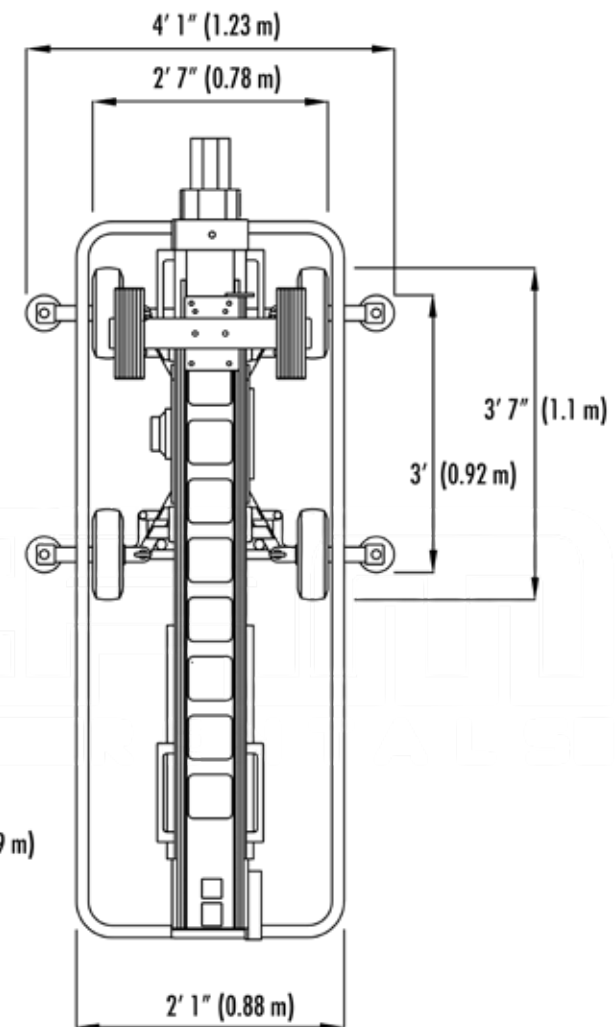
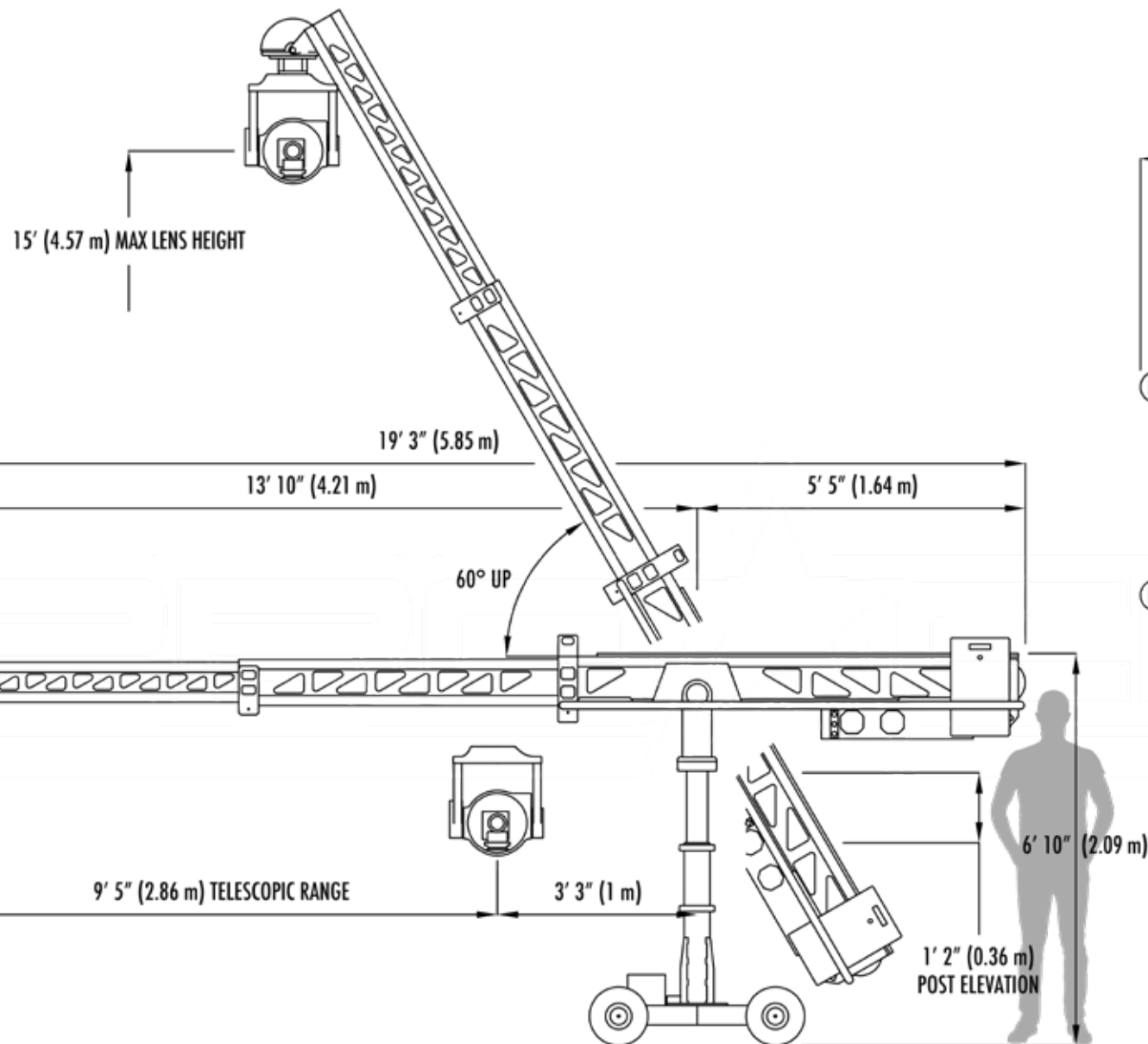
www.procamrentals.com

(818) 717-0354

marketing@procamrentals.com



SUPERTECHNOCRANE 15'



TECHNOCRANE 15'

15' Max Lens Height

The Techno 15 is the lightest and smallest telescopic camera crane from SuperTechnocrane, ideal for digital cinematography.

The telescopic arm is a fully functional arm when removed from the base and can be fixed to any other dolly using the appropriate mounts.

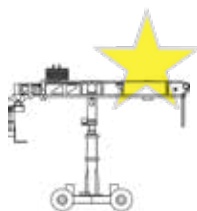
The native Techno head is designed to be integrated with the Techno 15 crane and is equipped with noiseless direct-drive motors and factory-calibrated encoders.

The small chassis is equipped with pneumatic wheels, a push bar, and 4-wheel steering, allowing simple maneuvering through doorways and tight locations.

SPECIFICATIONS

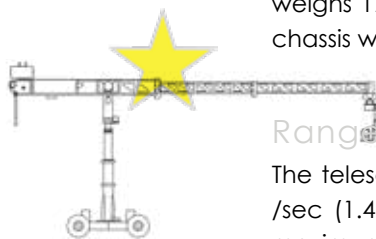
Dimensions

The chassis is 3'7" (1.1 m) long by 2'7" (0.78 m) wide, and minimum 6' (1.83 m) high. From post to nose, the retracted arm length is 3'1" (0.95 m), and 11'11" (3.63 m) extended.




Weights

The total all-in weight is 706 lbs (320 kgs). The crane arm weighs 176 lbs (80 kgs), the post weighs 99 lbs (45 kgs), and chassis weighs 99 lbs (45 kgs).



Ranges

The telescopic range is 8' 2" (2.49 m) at speeds up to 4'9" /sec (1.45 m/sec). The arm has a 60° max tilt angle. The maximum camera lens height is 15' (4.57 m) underslung. The post range is 1'2" (0.36 m).



Accessories

Mountable on the Taurus mobile base or track. A variety of mounts are used to connect heads, including the nose plug, out front, Cineflip, and the Kornercrane Level. HME wireless headsets provide clear communication for crane operation.

CREATIVITY IN REACH®

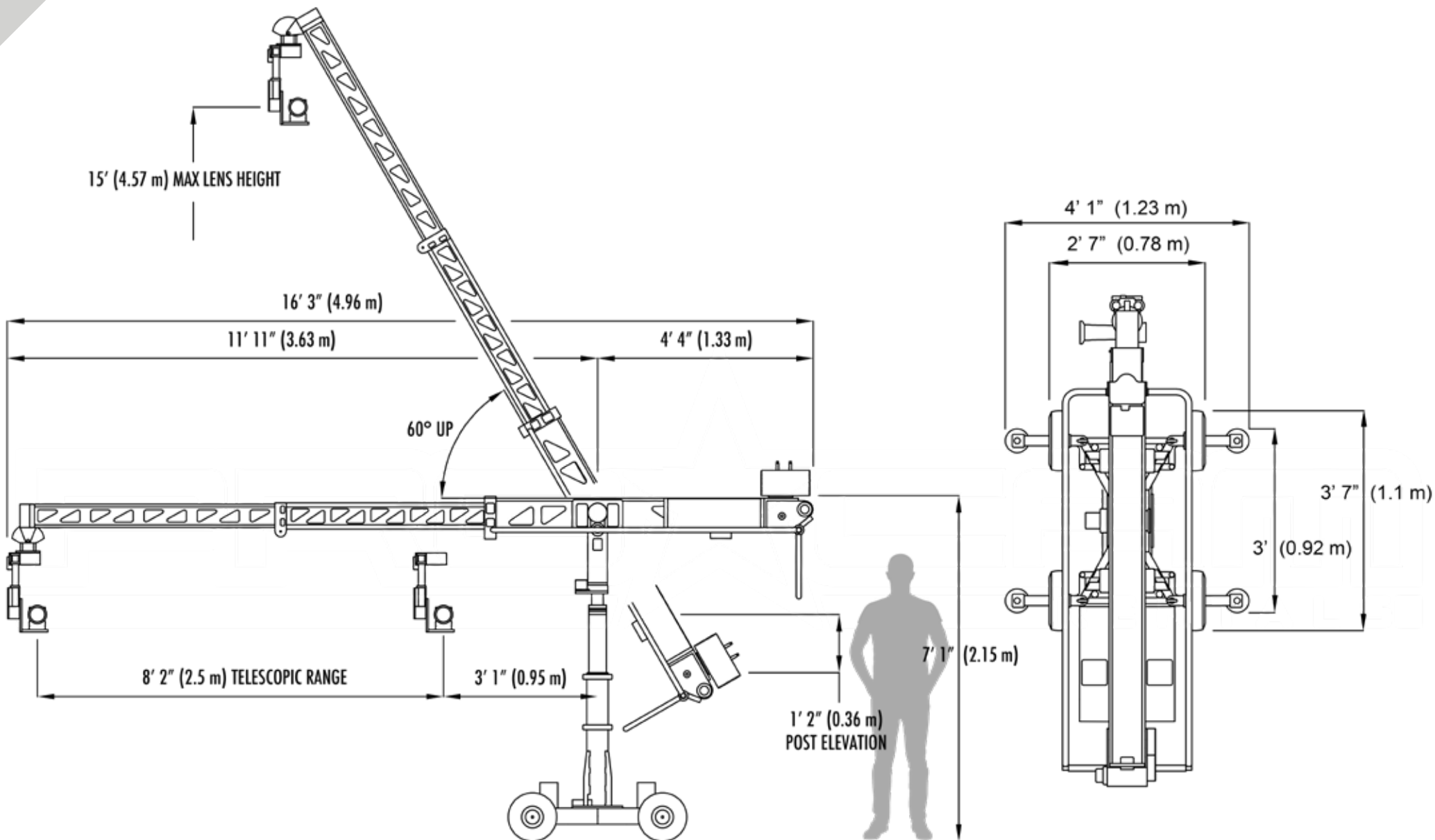
www.procamrentals.com

(818) 717-0354

marketing@procamrentals.com



TECHNOCRANE 15'



SCORPIO 10'



14' Max Lens Height

The Scorpio 10' is a two-section arm with boom and swing encoders for high-resolution motion capture.

The chassis width can adjust from 2'1" to 3'2" with a minimum door clearance of 5'8".

One of the unique features of the Scorpio 10 is the Arc Compensation, which automatically corrects the horizontal and vertical arc generated by arm motion, keeping the camera line straight.

Additionally, the Scorpio 10 features backpan compensation through the system's advanced software.

SPECIFICATIONS

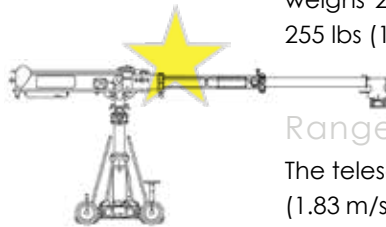
Dimensions

The chassis is 3'10" (1.17 m) long by 2'1" (0.65 m) wide, and minimum 5'8" (1.7 m) high. From post to nose, the retracted arm length is 3'5" (1.04 m), and 10'11" (3.33 m) extended.



Weights

The total all-in weight is 1,130 lbs (513 kgs). The crane arm weighs 215 lbs (97.5 kgs), and the post and chassis weighs 255 lbs (116 kgs).



Ranges

The telescopic range is 7' 7" (2.31 m) at speeds up to 6' /sec (1.83 m/sec). The arm has a 48° max tilt angle. The maximum camera lens height is 14'3" (4.34 m) overslung. The post range is 1'2" (0.36 m).



Accessories

Mountable on Patriot Car mobile bases or track. A variety of mounts are used to connect heads, including the nose plug, out front, Cineflip, and the Kornercrane Level. HME wireless headsets provide clear communication for crane operation.



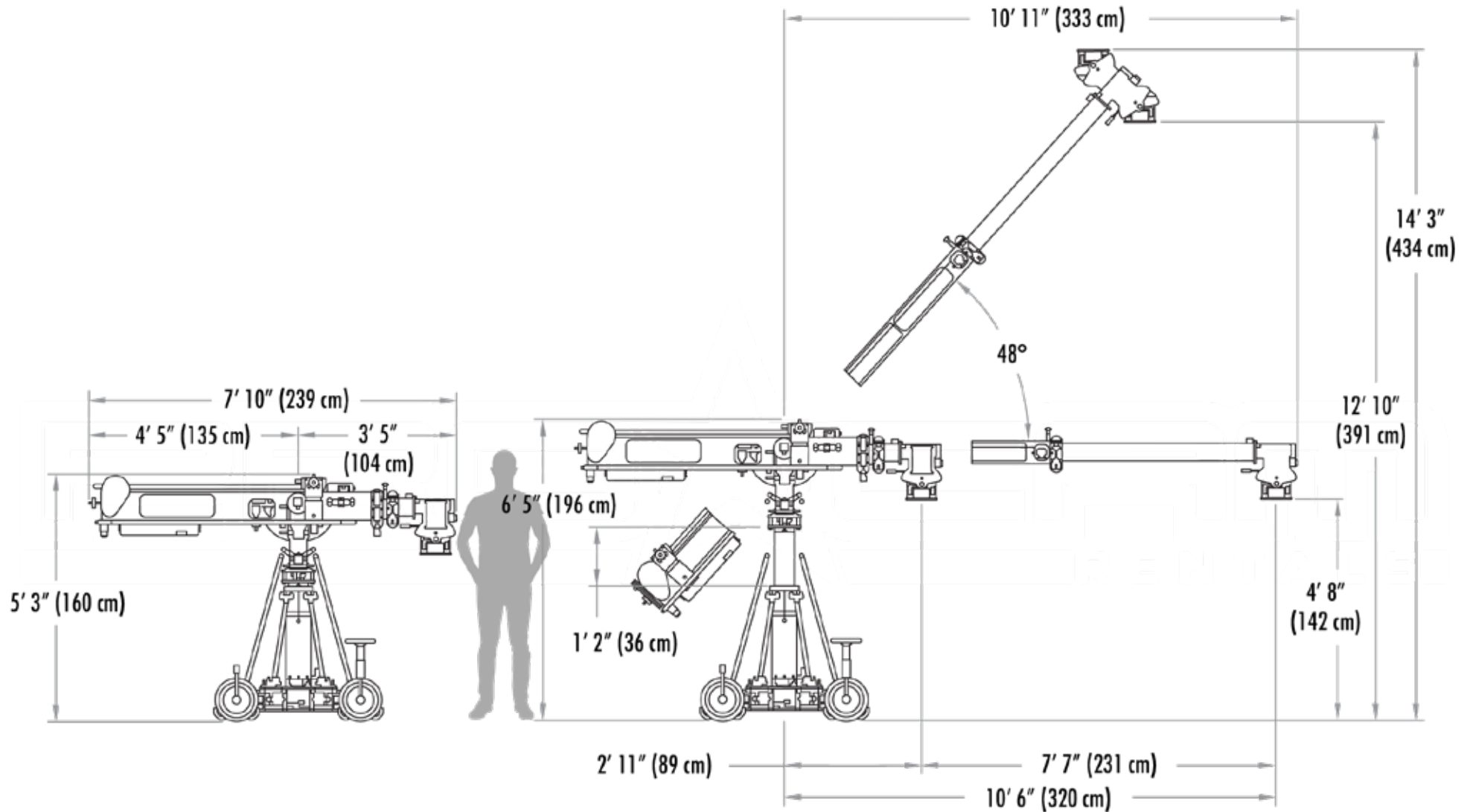
CREATIVITY IN REACH®

www.procamrentals.com

(818) 717-0354

marketing@procamrentals.com

SCORPIO 10'



FIXED-LENGTH CRANES



Pro Arm

63



GF-8

65



Aero Jib

67

PRO ARM CRANE


Three Size Configurations

The Pro Arm crane is fixed-length with three size configurations. This crane is great for mounting on a dolly for extended reach and increased camera angle flexibility over a dolly.

The longest configuration, the maximum lens height is 8'1". At the shortest length, the lens height reaches up to 6'1". The Pro Arm's reach at full extension is 12'9" in front of the post with 6'4" of the arm on the bucket side. This crane provides basic functionality for operators that are looking for a new angle that can be combined with linear crane movement.

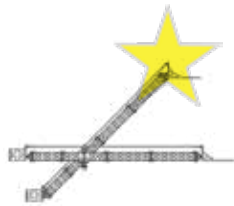
SPECIFICATIONS

Dimensions



The post to nose length is 12'9" (3.89 m) in large configuration, 9'9" (2.97 m) in medium size, and 6'10" (2.08 m) in small. The mounting point max height is 8'1" (2.49 m) in large, and 6'1" (1.85 m) in medium and small configurations. The overall arm length is 19'1" (5.82 m) in the largest configuration, 14'9" (4.50 m) in medium size, and 14'10" (4.52 m) in small.

Weights



Accessories

Mountable on track. HME wireless headsets provide clear communication for crane operation.



CREATIVITY IN REACH®

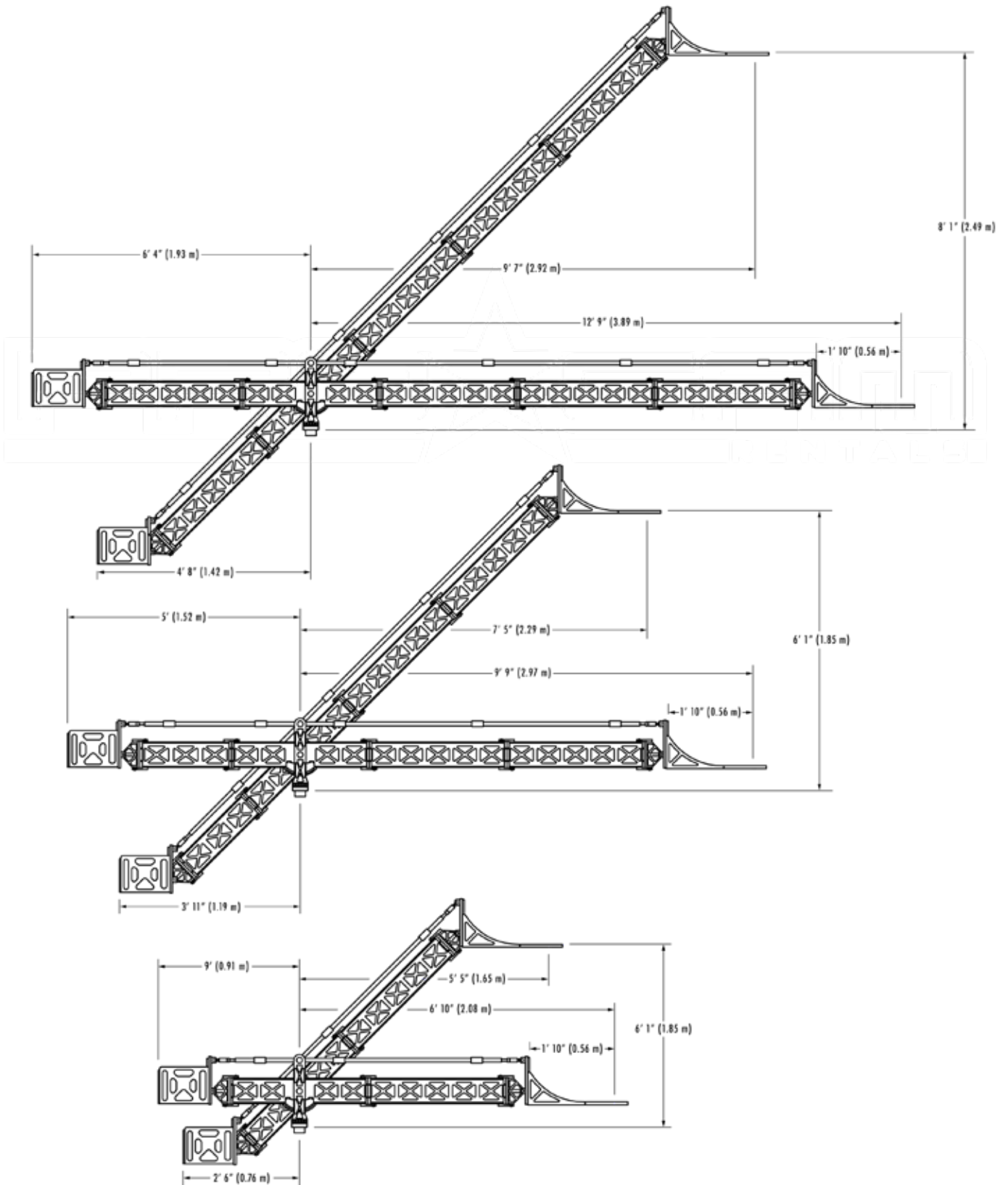
www.procamrentals.com

(818) 717-0354

marketing@procamrentals.com



PRO ARM CRANE



GF8 CRANE

Eight Size Configurations


The GF-8 Crane is a fixed-arm crane that can be set up in 1-foot increments, with an arm reach range of 8'3" to 26'4", and configurable to be rideable or remote.

In addition, the ultra-modular design of the GF-8 Crane is popular on set for its uncomplicated and efficient setup, no matter which configuration and size are being used.

Its versatility and durability provide smooth movement in tight, confined locations; often used for mounting cameras in a stationary ground position or movement on track.

SPECIFICATIONS

Dimensions



The chassis is 2'10" (0.86 m) wide by 5'1" (1.55 m) long. Depending on size configuration, the arm can reach 8' 3" (253 cm) to 26' 4" (805 cm) long, with a max mounting point of 10' 10" (331 cm) to 26' 2" (798 cm) high.

Weights



Depending on size configuration, the max payload weight is 110 lbs (50 kg) in longest size to 550 lbs (250 kg) in shortest size.



Accessories

Mountable on track. HME wireless headsets provide clear communication for crane operation.

CREATIVITY IN REACH®

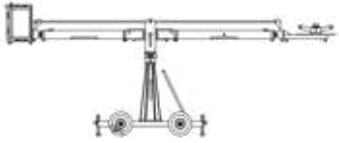
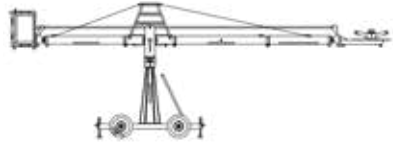
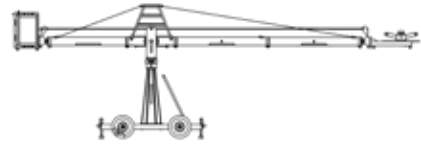
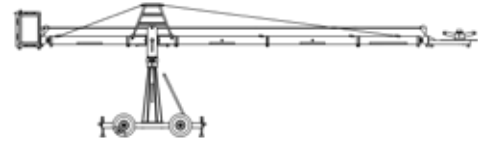
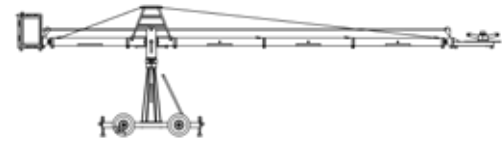

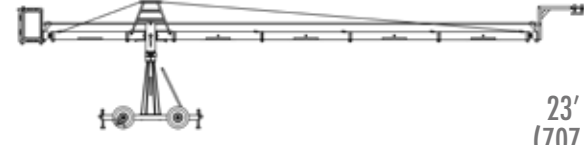
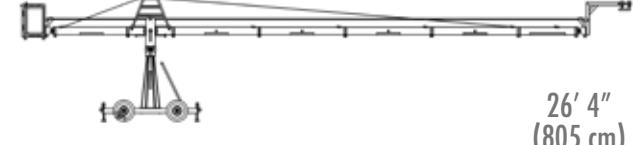
www.procamrentals.com

(818) 717-0354

marketing@procamrentals.com



GF8 CRANE

	Arm Reach	Max Height	Max Payload	Max Counterweight	Crane Weight excl. Counterweights
	8' 3" (253 cm)	10' 10" (331 cm)	550 lbs (250 kg)	608 lbs (276 kg)	575 lbs (261 kg)
	11' 6" (351 cm)	13' 6" (412 cm)	550 lbs (250 kg)	1,005 lbs (456 kg)	628 lbs (285 kg)
	13' 1" (401 cm)	14' 10" (453 cm)	476 lbs (216 kg)	1,058 lbs (480 kg)	641 lbs (291 kg)
	16' 4" (499 cm)	17' 6" (534 cm)	330 lbs (150 kg)	1,058 lbs (480 kg)	668 lbs (303 kg)
	18' (549 cm)	18' 10" (576 cm)	286 lbs (130 kg)	1,058 lbs (480 kg)	681 lbs (309 kg)
	21' 6" (657 cm)	22' 1" (675 cm)	176 lbs (80 kg)	925 lbs (420 kg)	685 lbs (311 kg)
	23' 2" (707 cm)	23' 6" (717 cm)	176 lbs (80 kg)	1,049 lbs (476 kg)	701 lbs (318 kg)
	26' 4" (805 cm)	26' 2" (798 cm)	110 lbs (50 kg)	1,058 lbs (480 kg)	725 lbs (329 kg)

AERO JIB

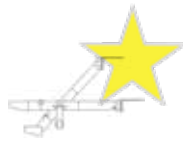
Three Size Configurations

The Aero Jib crane is one of the most versatile and flexible jib arms used in the industry. Unlike telescopic cranes, the Aero Jib crane is a more compact arm for easy mounting to dollies, bases, or custom rigs.

The lightweight Aero Jib's modular functionality allows for three fixed-length versions. It can carry an overslung or underslung remote head and a full camera package at any of the arm lengths.

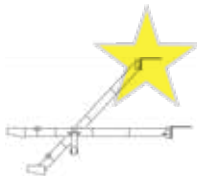
SPECIFICATIONS

Dimensions



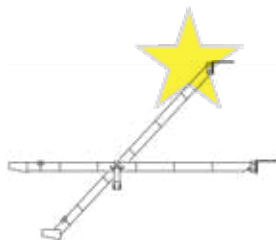
The post to nose length is 8' 8" (2.64 m) in large configuration, 6' 5" (1.96 m) in medium size, and 4' 5" (1.35 m) in small. The mounting point max height is 7' (2.13 m) in large, 5' 6" (1.68 m) in medium size, and 4' (1.22 m) in small. The overall arm length is 14' 4" (4.37 m) in the largest configuration, 10' 1" (3.14 m) in medium size, and 7' 1" (2.16 m) in small.

Weights



Accessories

Mountable on track. HME wireless headsets provide clear communication for crane operation.



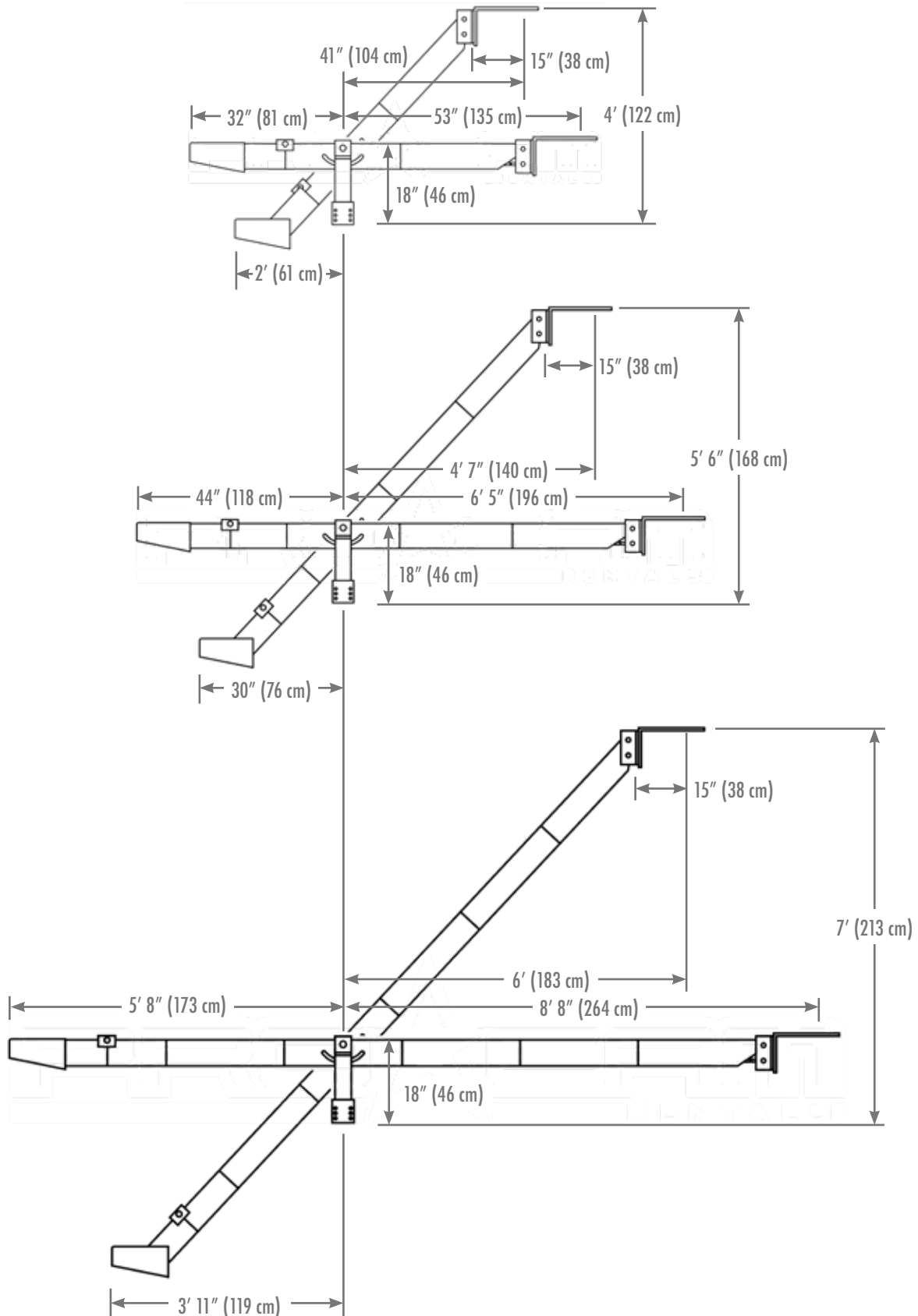
CREATIVITY IN REACH®

www.procamrentals.com

(818) 717-0354

marketing@procamrentals.com





BASES



e-Scorpion

70



Taurus MTV

76



Patriot Car

78



Patriot Car Mini

80

E-SCORPION



Electric All-Terrain Crane Vehicle

The e-Scorpion is a compact all-terrain electric vehicle designed to carry the Scorpio 45' or the Scorpio 38' to hard-access locations or any other location where the noise and the smoke emissions are not allowed, while saving on additional labor and costing a fraction of the time.

It has been designed considering the compatibility with the Scorpio equipment and the comfort of the technician, the operator and the driver. The e-Scorpion is a safe and reliable solution for filming in remote locations that would be unreachable with a standard push chassis.

SPECIFICATIONS

Dimensions

The e-Scorpion base is 14'9" (4.5 m) long, 6' (1.83 m) wide, and 5'6" (1.68 m) tall (without crane mounted).



Weights

The e-Scorpion base weighs 5,510 lbs (2,500 kgs) without a crane mounted on it. Max fully loaded weight with Scorpio 45' is 10,000 lbs (4,556 kgs).



Ranges

Post offers two telescopic hydraulic column sections with 2'5" (76 cm) of telescope. Maximum bank angle with mounted crane is $\pm 13^\circ$.



Technical

The Scorpio 45' and Scorpio 38' can be mounted on this base either on set or at our shop prior to the shoot day. Additional HME wireless headsets offer clear communications to improve operational safety.

CREATIVITY IN REACH[®]

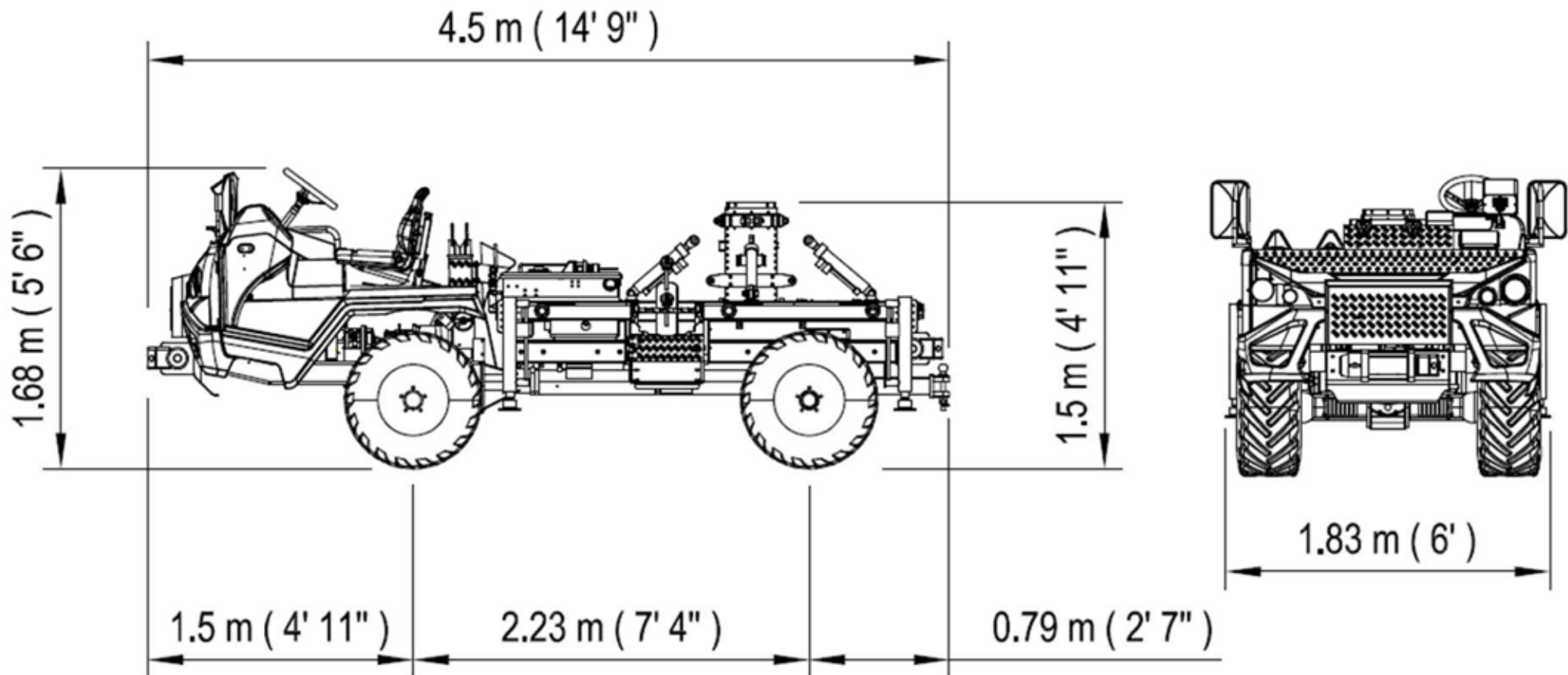
www.procamrentals.com

(818) 717-0354

marketing@procamrentals.com



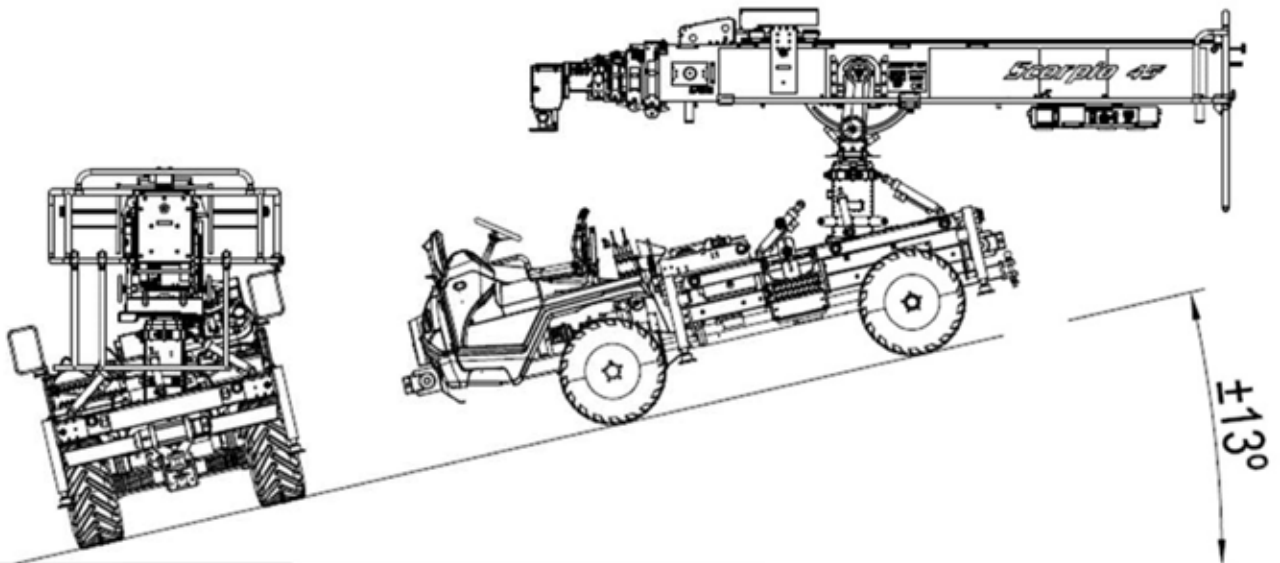
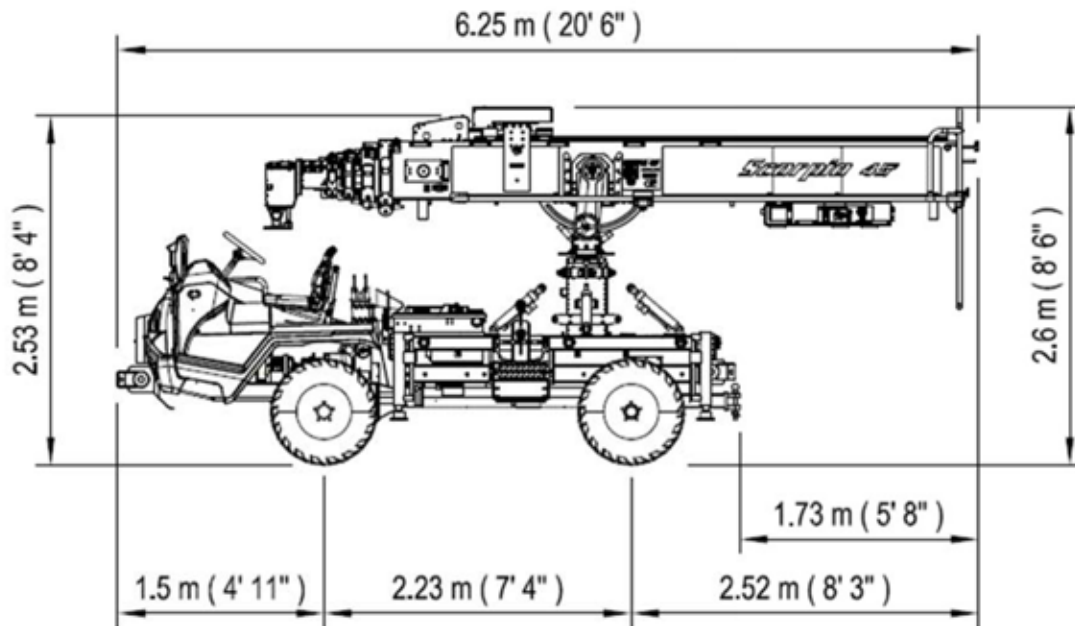
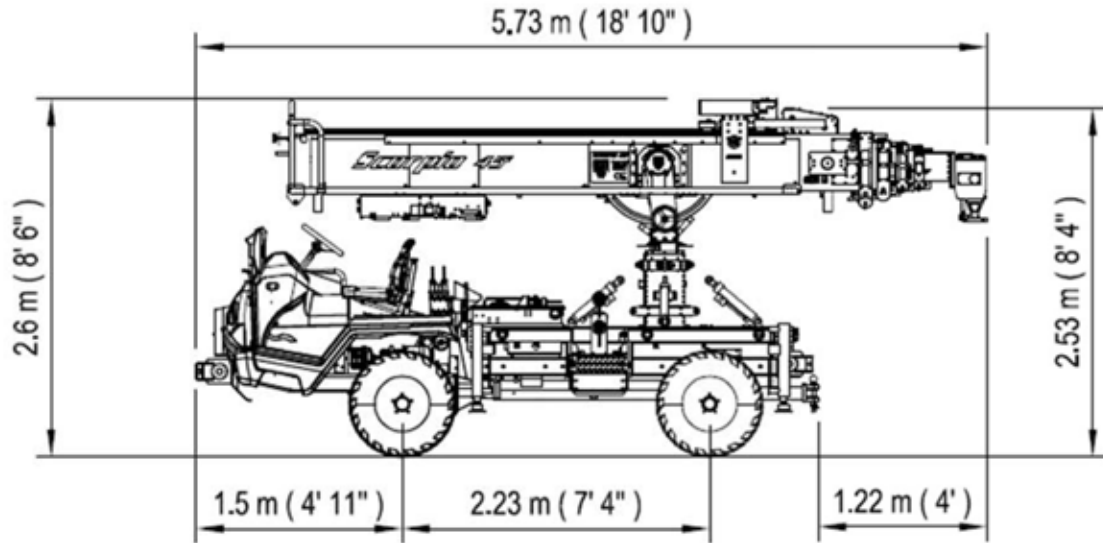
E-SCORPION



E-SCORPION



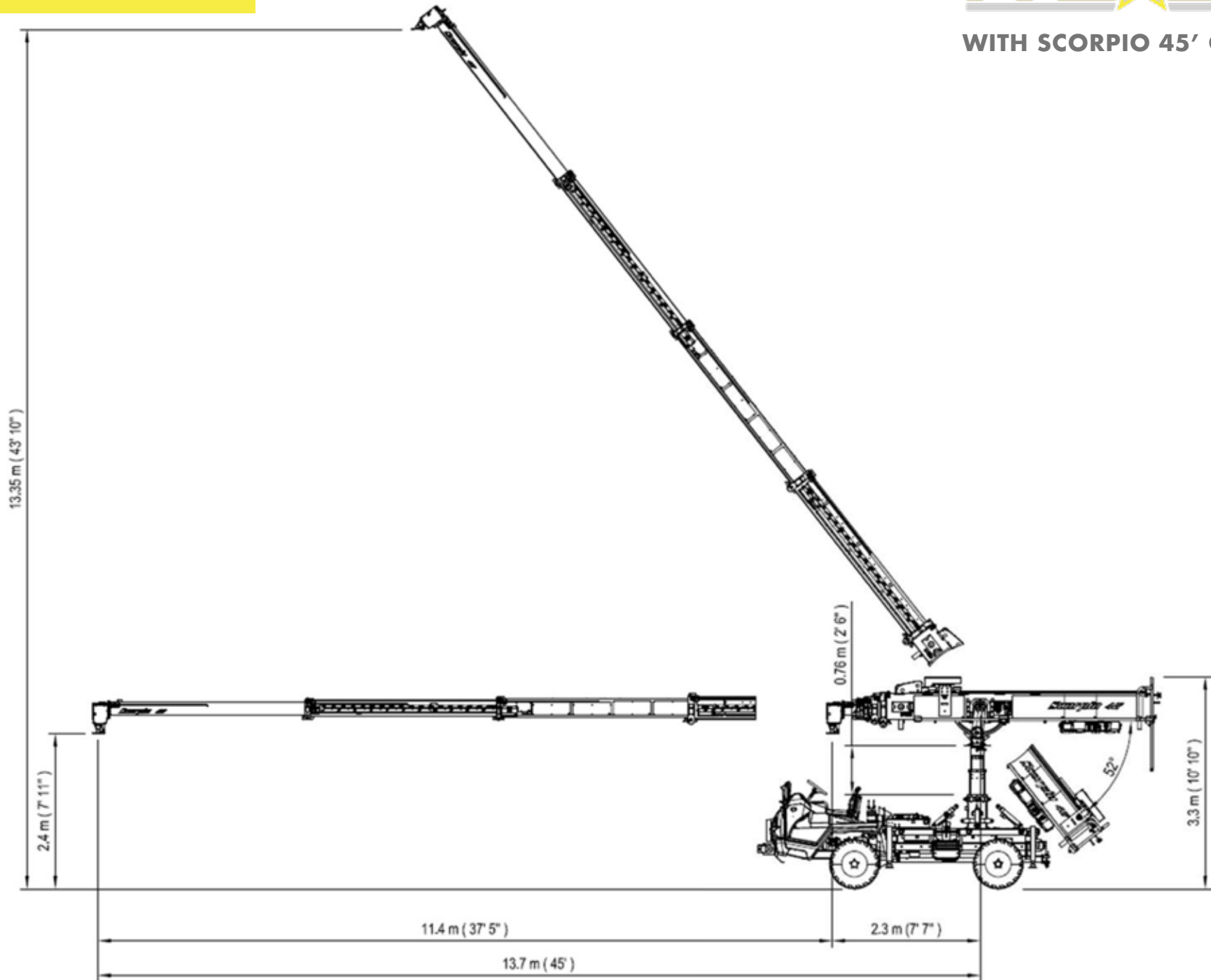
WITH SCORPIO 45' CRANE



E-SCORPION



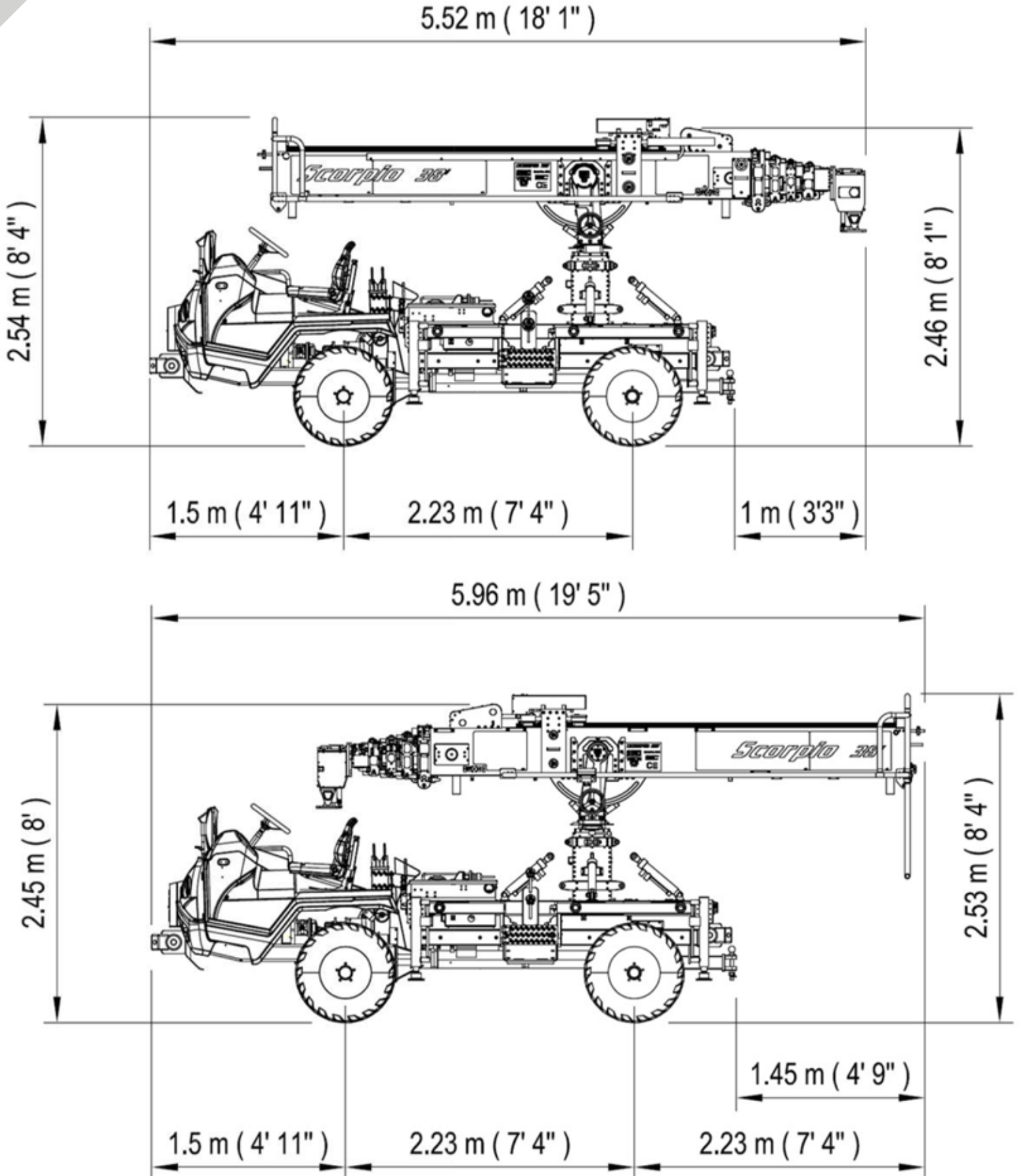
WITH SCORPIO 45' CRANE



E-SCORPION



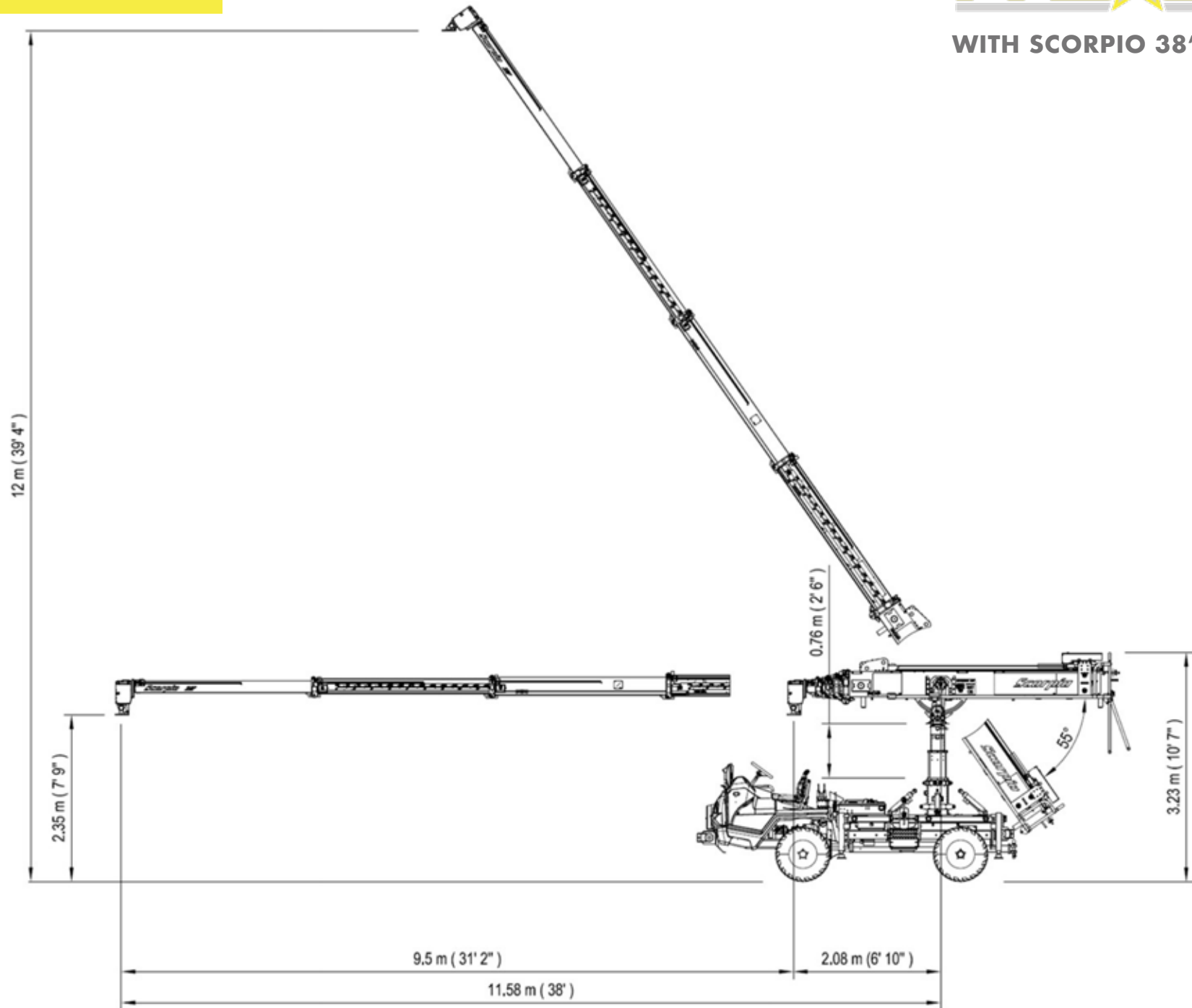
WITH SCORPIO 38' CRANE



E-SCORPION



WITH SCORPIO 38' CRANE



TAURUS MTV



Mobile Technocrane Vehicle

The Taurus Mobile Technocrane Vehicle (MTV) is a 4x4 all-terrain mobile base designed to increase the ability to use large cranes while saving on additional labor and costing a fraction of the time, even in rough terrain or hard to reach remote locations.

This mobile base is built to carry large payloads that safely accommodate our camera cranes up to 50'.

The Taurus is equipped with a four-wheel-drive, independent suspension, and constant hydraulic power, even when driving. It can be quickly leveled using four corner hydraulic stabilizing jacks and hydraulic column.

SPECIFICATIONS


Dimensions

The Taurus base is 13'8" (4.17 m) long, 6'6" (2 m) wide, and 4'3" (1.3 m) tall (without crane mounted). Distance between axles is 7'6" (2.29 m).



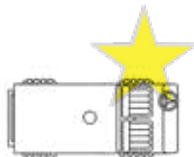
Weights

The Taurus base weighs 6,000 lbs (2,722 kgs) without a crane mounted on it.



Ranges

Ground clearance is 9" (0.23 m) without a crane payload, and 6" (0.15 m) with crane payload mounted.



Technical

All of our telescopic cranes up to the SuperTechnocrane 50' can be mounted on this base either on set or at our shop prior to the shoot day. HME wireless headsets offer clear communications to improve operational safety.

CREATIVITY IN REACH®

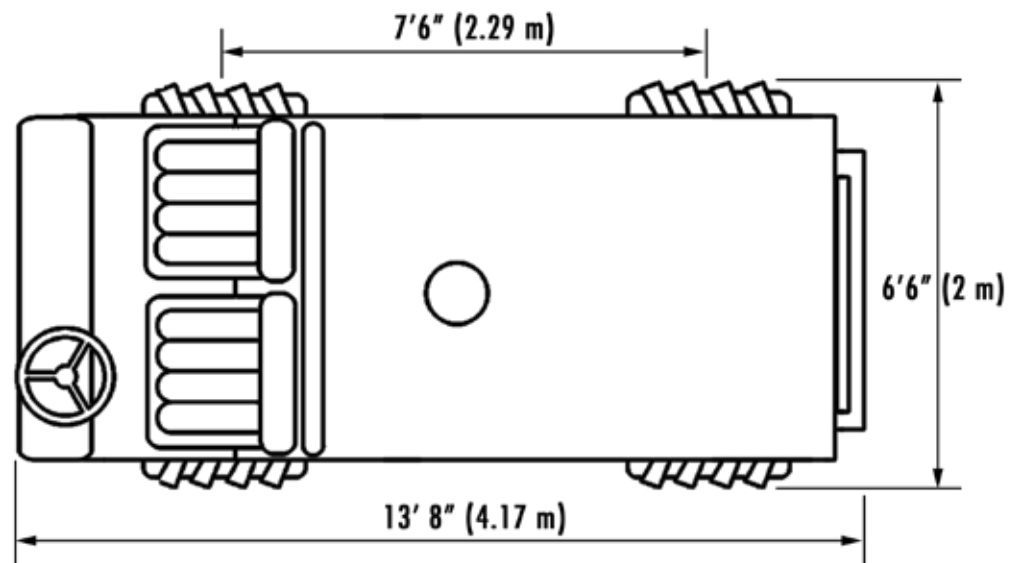
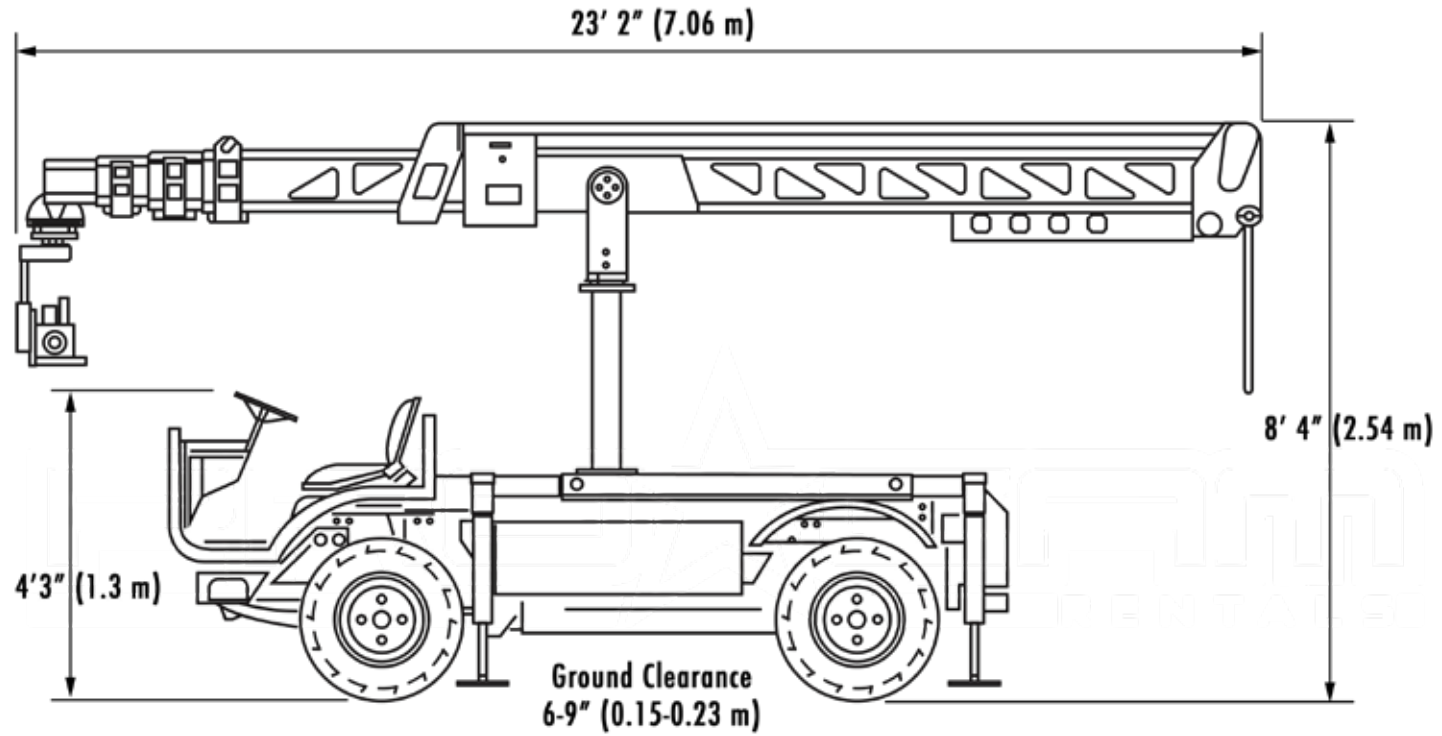
www.procamrentals.com

(818) 717-0354

marketing@procamrentals.com



TAURUS MTV



PATRIOT ELECTRIC CAR

Fast, Versatile, Safe

Patriot Cars are known for their versatility and have become the standard for safety, and easy integration with Scorpio 10' telescoping crane arm, vertical sliders, remote heads, Steadicams, and hard-mounted cameras.

Both the Patriot Classic and the Patriot Mini can travel up to 40 miles before battery charging is necessary.

The Patriot is distinct from other electric cars because it has an unloaded top speed of 50 mph.

The Patriot Mini can accommodate tight locations, such as sidewalks, traffic lanes, interior sets, elevators, and hallways.

SPECIFICATIONS

Dimensions

The Classic is 9'6" (2.89 m) long and 5' (1.52 m) wide, with a 2'6" (0.76 m) deck height. The compact Mini is 6' (1.83 m) long and 3'2" (0.97 m) wide, with a 2'2" (0.66 m) deck height.

Weights


The Classic weighs 1,400 lbs (635 kgs) and can tow 5,000 lbs (2,268 kgs) at 25 Mph. The Mini weighs 900 lbs (408 kgs) and can tow 3,000 lbs (1,361 kgs) at 25 Mph.

Ranges

Both the Classic and Mini have a range of 40 miles (64 kilometers) on a single battery charge. The Classic can hit 30 mph unloaded, in just 2.8 seconds. The max speed is 50 mph for the Classic and 40 mph for the Mini.

Accessories

A variety of camera remote systems can be mounted, including Scorpio 10' cranes, jibs, vertical sliders, stabilized remote heads, and Steadicams. HME wireless headsets offer clear communications to improve operational safety.



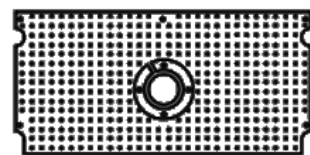
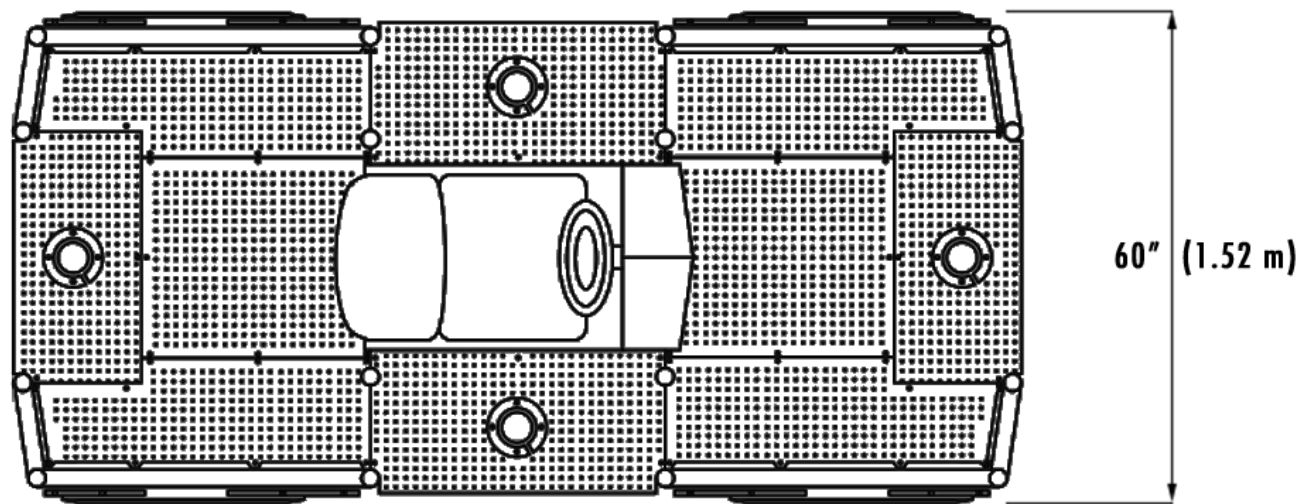
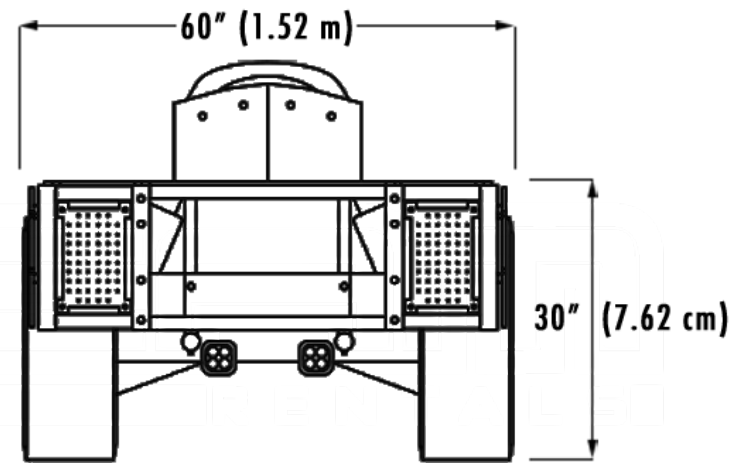
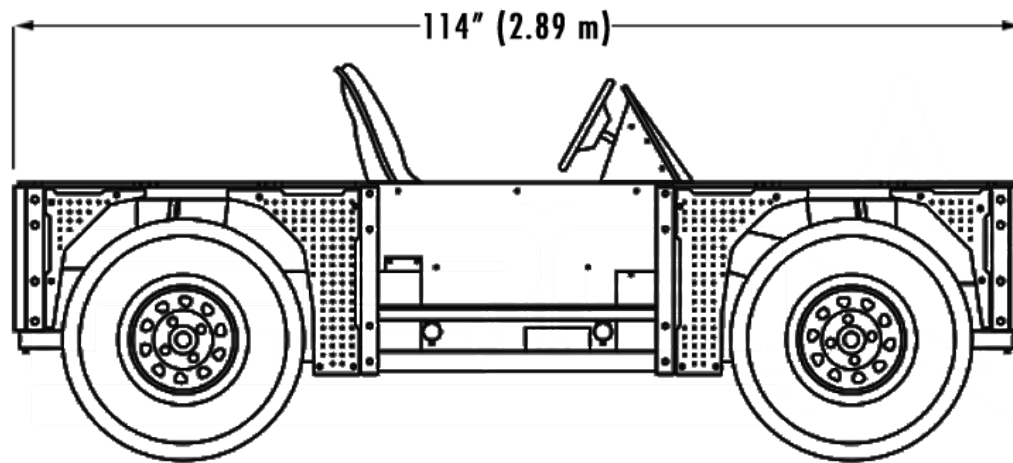
CREATIVITY IN REACH®

www.procamrentals.com

(818) 717-0354

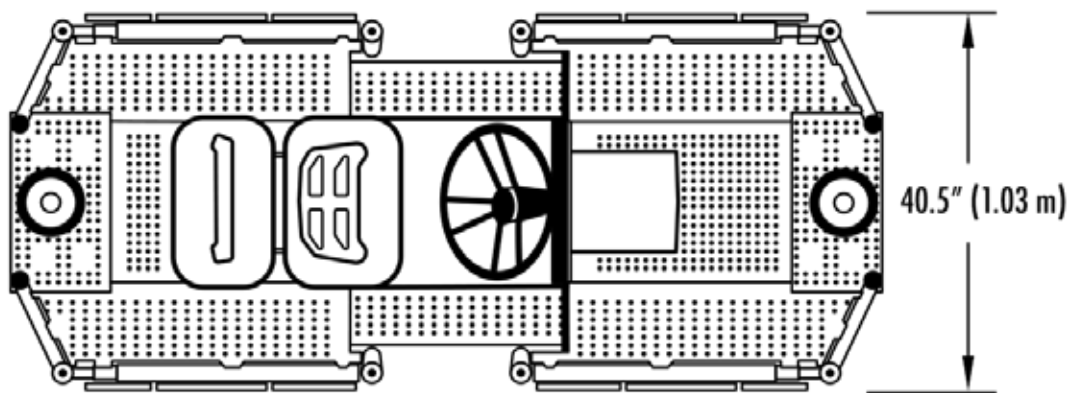
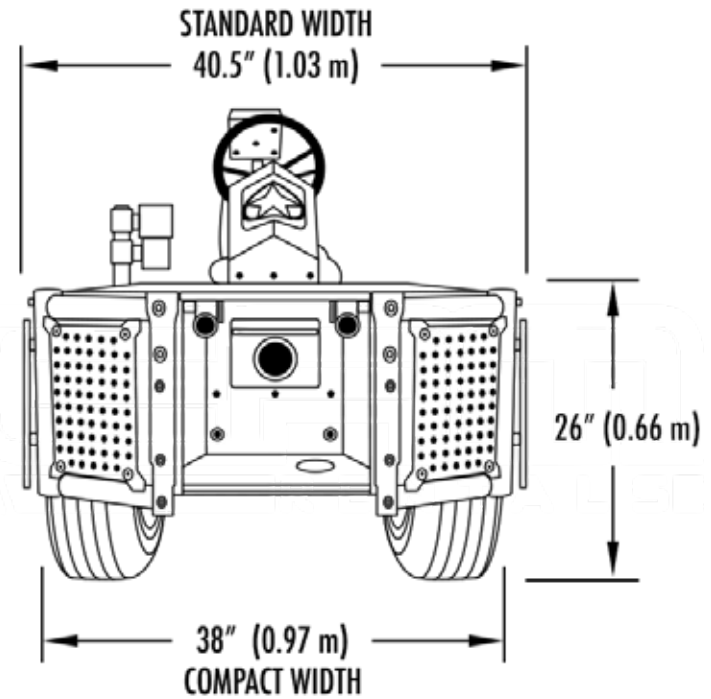
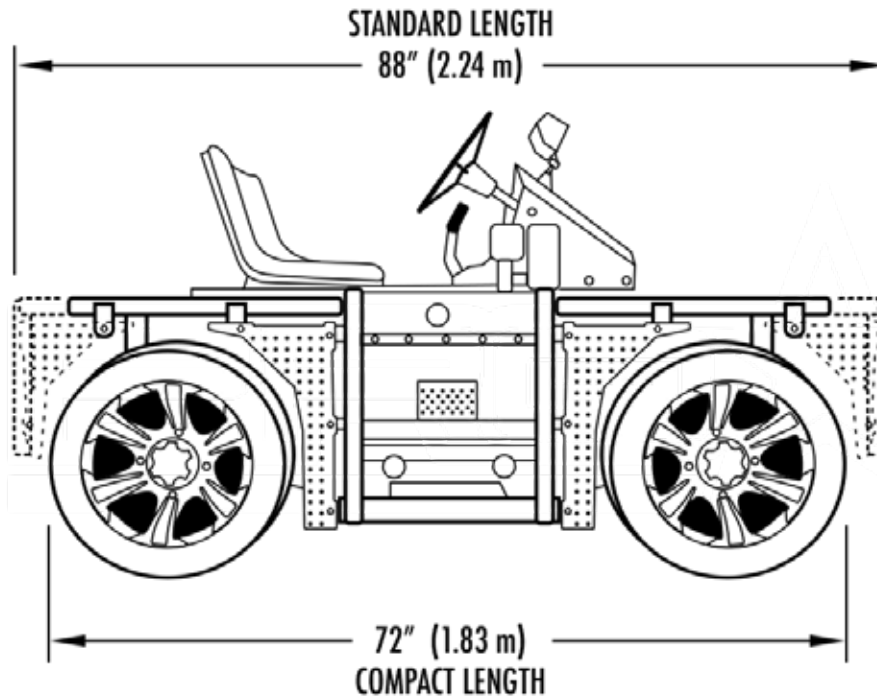
marketing@procamrentals.com

PATRIOT CAR CLASSIC



← REMOVABLE CAMERA MOUNT PLATES

PATRIOT CAR MINI



DRONES



Matrice M600

82



Inspire 3

85



Inspire 2

89



FPV Cinewhoop

93



Mavic 2 Zoom

94

MATRICE M600 DRONE



Medium Lifter UAS

The Matrice M600 sets the standard in the medium size UAS category, capable of 11-15 minutes of flight time while carrying mid-size payloads.

Many filmmakers choose to use the Matrice M600 drone because of the impressive maneuverability and efficiency that the drone offers while still offering a maximum takeoff carrying-weight of 33 pounds, including a camera/gimbal payload of up to 13.2 pounds.

With the payload flexibility of the Matrice M600, operators can film 360 Virtual Reality, DSLR, and other medium format cinema-camera packages with a prime lens on the Ronin-MX gimbal.

SPECIFICATIONS

Dimensions

From propellers' tip to tip, the aircraft measures 66 inches (167.6 cm) long by 60 inches (152.4 cm) wide, and 30 inches (76.2 cm) tall.



Weights

The aircraft's empty weight is 12.2 lbs (5.53 kgs). Batteries weigh 7.9 lbs (3.58 kgs), and can carry up to 13.2 lbs (6 kgs) payload. Max takeoff weight is 33.3 lbs (15 kgs).



Ranges

Depending on mission activity, the aircraft flight time ranges from 11-15 minutes at max takeoff weight. It can reach a max cruise speed of 35 kts (40 mph). Its max visual line of sight flight range is 2 miles. It can fly in up to 16 kts (18 mph) wind.



Payload

To maximize flight time and image quality on most low altitude missions, we recommend attaching a DSLR or Black Magic camera with a lightweight zoom to the Ronin-MX Gimbal. This aircraft also offers a payload release system.

CREATIVITY IN REACH®

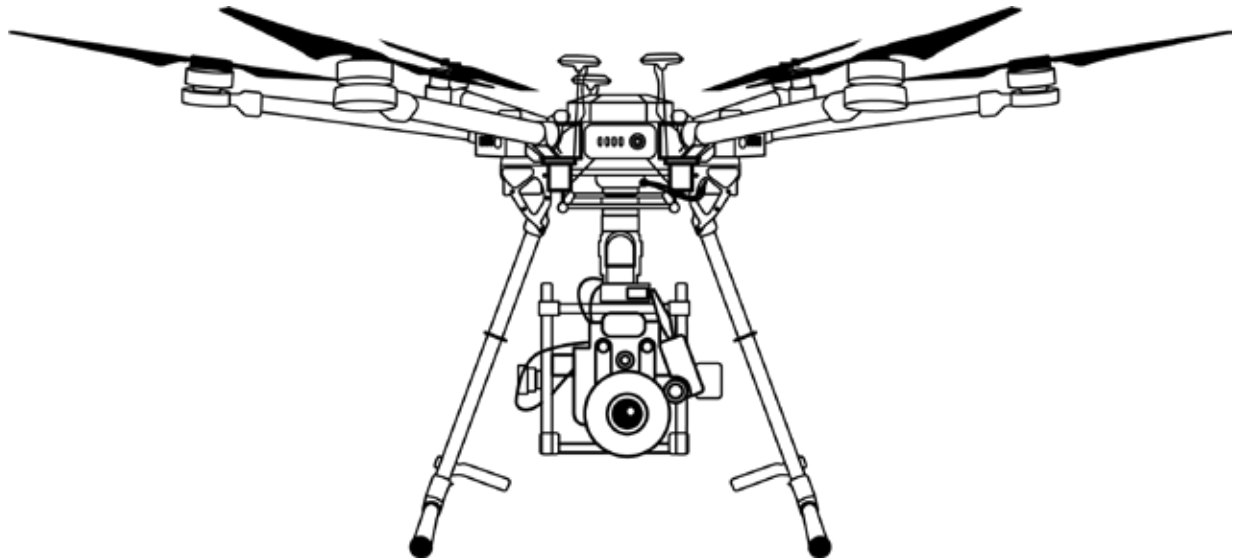
www.procamrentals.com

(818) 717-0354

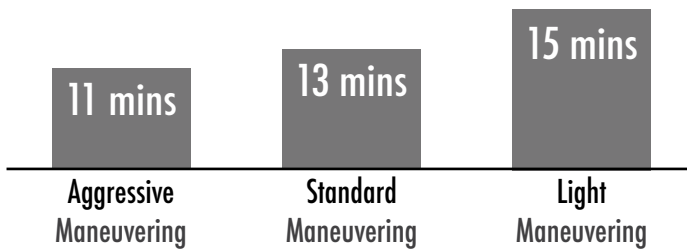
marketing@procamrentals.com



MATRICE M600 DRONE



FLIGHT TIMES



WEIGHTS

Aircraft Empty Weight	12.2 lbs
Power (4x 4-pound batteries)	7.9 lbs
Payload* (Gimbal/Camera/Lens/Accessories)	13.2 lbs

* Weight shown is based on manufacturer's maximum takeoff weight. Within the United States, FAA regulations restrict all UAS flight operations from exceeding 55 total pounds.

DIMENSIONS

Length	65.67 in
Width	59.76 in
Height	29.88 in

PERFORMANCE & LIMITATIONS

Cruise Speed	35 kts / 40 mph
Do Not Exceed Speed	43 kts / 50 mph
Rate of Climb/Descent	984 ft / min
Minimum Landing Zone Area	8 sq ft
Minimum Operating Temperature	14 deg F
Maximum Operating Temperature	104 deg F
Maximum Range	2-3 miles VLOS
Maximum Endurance	18 mins
Maximum Ceiling	8,202 ft MSL
Maximum Wind Resistance	16 kts / 18 mph
Maximum Takeoff Weight	33.3 lbs
Maximum Yaw Angular Velocity	150 deg / sec
Maximum Tilt Angle	25 deg
Maximum Amperage Draw	100 A

FLIGHT CREW REQUIREMENTS

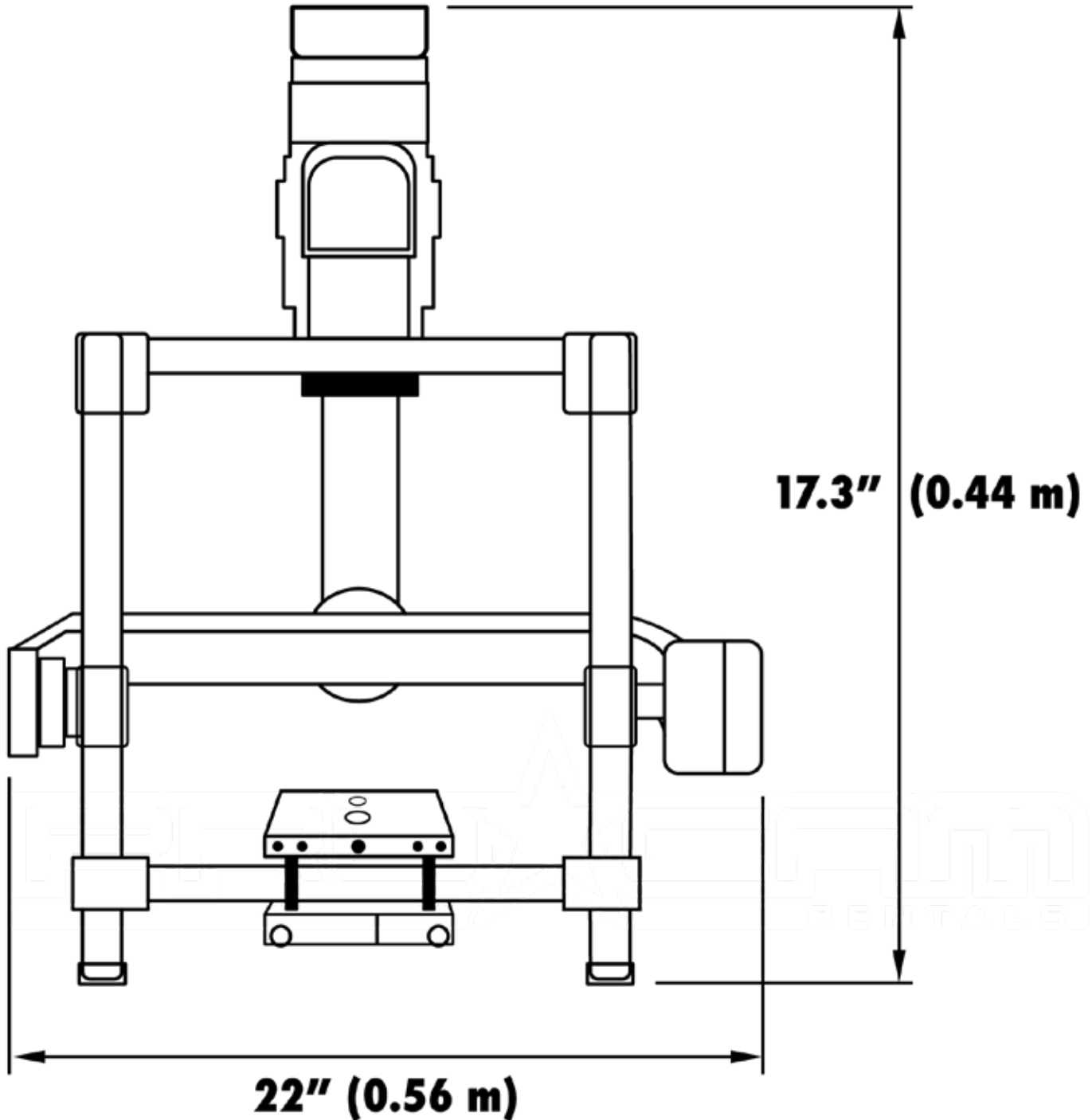
1. Remote Pilot In Command
2. Aerial Camera Operator
3. UAS Technician

* Our flight crews are trained, certified, and endorsed for each position.

RONIN-MX GIMBAL

STABILIZED | **Yes**
WEIGHT | **4.74 lbs (2.15 kgs)**
MAX PAYLOAD | **10 lbs (4.5 kgs)**
RANGE | **Pan $\pm 360^\circ$, Tilt $-150^\circ/+270^\circ$, Roll $\pm 110^\circ$**
MAX SPEED | **Pan: 200°/s, Tilt: 100°/s, Roll: 30°/s**

OPERATING TEMPERATURE | **5°F ~ 120°F (-15°C ~ 50°C)**
UNDERSLUNG MIN HEIGHT | **17.3" (44 cm)**
UNDERSLUNG MIN WIDTH | **22" (56 cm)**
UNDERSLUNG MIN DEPTH | **14.6" (37 cm)**



INSPIRE 3 X9 DRONE



Light Lifter UAS

The DJI Inspire 3 UAS with the Zenmuse X9-Air gimbal camera sets a new high standard in unmanned 8K aerial cinematography.

The lightweight body and classic streamlined shape improve flight maneuverability and flight times up to 28 minutes. And the newly designed transformational body can guarantee an unobscured gimbal camera view with a tilt range of +100° to -115° with gear down, and +75° to -140° with gear up.

New flight recording capabilities provide repeatable flights and shots, as well as a "3D Dolly" feature that allows crews to use the drone like an aerial dolly that can move along the same path while still controlling the camera.

SPECIFICATIONS



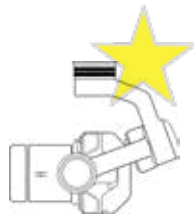
Dimensions

From propellers' tip to tip, the aircraft measures 34.0 inches (86.4 cm) long by 39.5 inches (100.3 cm) wide, and 13.0 inches (33.0 cm) tall.



Weights

The aircraft's empty weight is 5.22 lbs (2.37 kgs). Batteries weigh 2.06 lbs (0.93 kgs), and can carry up to 2.22 lbs (1.01 kgs) payload. Max takeoff weight is 9.50 lbs (4.31 kgs).



Ranges

Depending on mission activity, the aircraft flight time ranges from 13-28 minutes at max takeoff weight. It can reach a max cruise speed of 50 kts (58 mph). Its visual line of sight flight range is 4-7 miles. It can fly in up to 24 kts (28 mph) wind.

Payload

The payload is the Zenmuse X9 gimbal/camera, which features a full frame 35mm sensor capable of capturing up to 8K resolution in the CinemaDNG and ProRes encoding formats, with 18mm, 24mm, 35mm, and 50mm prime lenses.

CREATIVITY IN REACH®

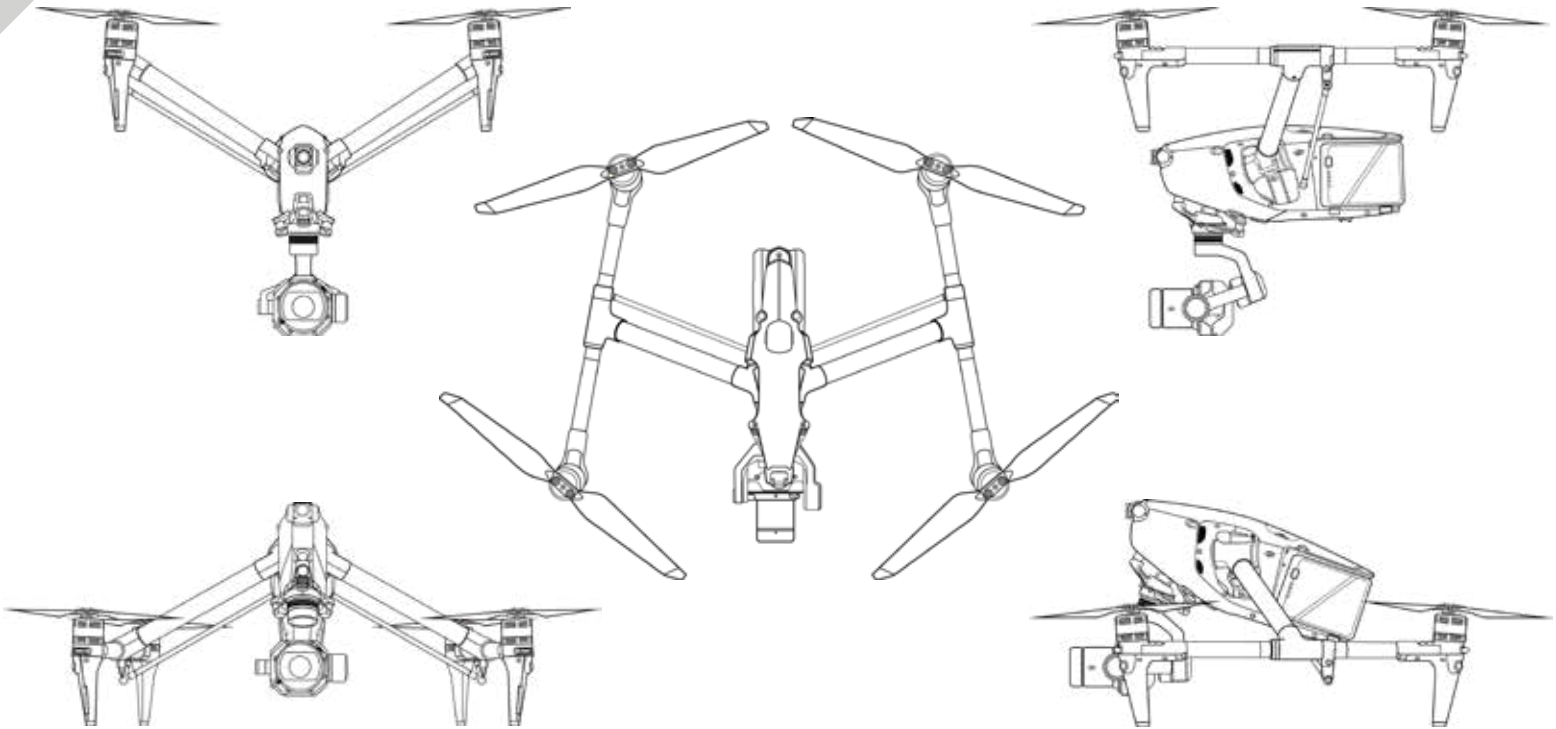
www.procamrentals.com

(818) 717-0354

marketing@procamrentals.com



INSPIRE 3 DRONE



FLIGHT TIMES



WEIGHTS

Aircraft Empty Weight	5.22 lbs
Power (2x 4280 mAh battery)	2.06 lbs
Payload* (Gimbal/Camera/Lens/Accessories)	2.22 lbs

* Weight shown is based on manufacturer's maximum takeoff weight. Within the United States, FAA regulations restrict all UAS flight operations from exceeding 55 total pounds.

DIMENSIONS

Length	34.0 in
Width	39.5 in
Height	13.0 in

PERFORMANCE & LIMITATIONS

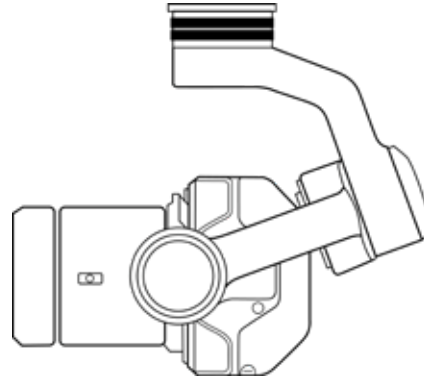
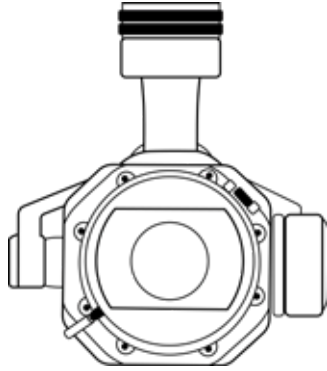
Cruise Speed	50 kts / 58 mph
Do Not Exceed Speed	74 kts / 85 mph
Rate of Climb/Descent	1,574 ft / min
Minimum Landing Zone Area	6 sq ft
Minimum Operating Temperature	-4 deg F
Maximum Operating Temperature	104 deg F
Maximum Range	4-7 miles VLOS
Maximum Endurance (Hover)	25 mins
Maximum Ceiling	22,966 ft MSL
Maximum Wind Resistance	24 kts / 28 mph
Maximum Takeoff Weight	9.50 lbs
Maximum Pitch Angular Velocity	300 deg / sec
Maximum Yaw Angular Velocity	150 deg / sec
Maximum Tilt Angle	40 deg

FLIGHT CREW REQUIREMENTS

1. Remote Pilot In Command
2. Aerial Camera Operator

* Our flight crews are trained, certified, and endorsed for each position.

ZENMUSE X9 SENSOR



The Zenmuse X9-8K Air gimbal camera supports dual native ISO and recording 35mm full frame at up to 8K 75fps ProRes RAW or 8K 25fps CinemaDNG as well as 4K 120fps video.

The camera system can be controlled through traditional cinematography methods including camera operation using DJI Master Wheels and DJI Three-Channel Follow Focus systems.

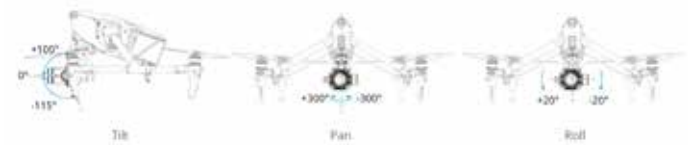


35MM SENSOR

Sensor Type	35mm Full Frame CMOS
Sensor Size (Max Video Recording Area)	36.0x19.0mm
Max Video Resolution	8192x4320
Effective Pixels	44 MP
Video Formats	MOV, CinemaDNG
Dynamic Range	12+ Stops (above 30fps) 14+ Stops (below 30fps)
Dual Native ISO	320/1600 (above 30fps) 800/4000 (below 30fps)
Electronic Shutter Speed	1/8000 - 8s
ISO Range (Photos)	100 - 25600
ISO Range (Videos)	200 - 6400
White Balance (AWB/MWB)	2000K - 10000K

CAMERA AXIS RANGES

Controllable rotation range when landing gear lowered



Controllable rotation range when landing gear raised



ASPHERICAL LENSES

Focal Length	18mm	24mm	35mm	50mm
Aperture Range	F2.8 - F22	F2.8 - F16	F2.8 - F16	F2.8 - F16
Field of View	90.0x66.8°	73.7x53.1°	54.4x37.8°	39.6x27.0°
Close Focus	11.8"	2' 2"	2' 10"	3' 1"
Filter Diameter	55mm	46mm	46mm	46mm
Elements, Groups, ASPH	9/8/3	9/8/3	9/8/3	9/7/2
Barrel	64.5 x	55.0 x	55.0 x	55.0 x
Dimensions	62.8mm	71.2mm	71.2mm	71.2mm
Weight	182g	178g	179g	182g
Filtration	ND 1.2, ND 2.1, UV/IR Cut, UV MC Opt Flat			



INSPIRE 2 X7 DRONE

Light Lifter UAS

Drones offer unique aerial angles with high production value and relatively little setup time.

The DJI Inspire 2 Light Lifter UAS is capable of up to 23 minutes of flight time. It is fast, nimble, and highly maneuverable, making it perfect for an action/stunt unit wanting high-risk, low, close, and fast shots.

The Inspire 2 is capable of video transmission at distances up to 4 miles, with easy integration into all film and broadcast workflows. It pairs with the Zenmuse X7 Gimbal/Camera, which has a Super 35 sensor that captures 6K Cinema DNG and ProRes formats. The lens package includes 9.5mm, 16mm, 24mm, 35mm, and 50mm prime lenses.

SPECIFICATIONS

Dimensions

From propellers' tip to tip, the aircraft measures 32.5 inches (82.5 cm) long by 32.4 inches (82.3 cm) wide, and 12.5 inches (31.75 cm) tall.



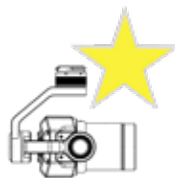
Weights

The aircraft's empty weight is 5.31 lbs (2.4 kgs). Batteries weigh 2.27 lbs (1 kgs), and can carry up to 1.24 lbs (0.6 kgs) payload. Max takeoff weight is 8.82 lbs (4 kgs).



Ranges

Depending on mission activity, the aircraft flight time ranges from 17-23 minutes at max takeoff weight. It can reach a max cruise speed of 50 kts (58 mph). Its visual line of sight flight range is 2-4 miles. It can fly in up to 19 kts (22 mph) wind.



Payload

The payload is the Zenmuse X7 gimbal/camera, which features a Super-35mm frame sensor capable of capturing up to 6K resolution in the CinemaDNG and ProRes encoding formats, with 9.5, 16mm, 24mm, 35mm, and 50mm lenses.

CREATIVITY IN REACH®

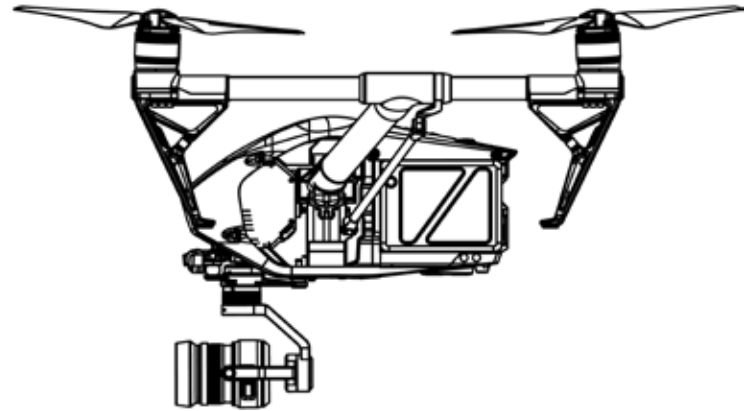
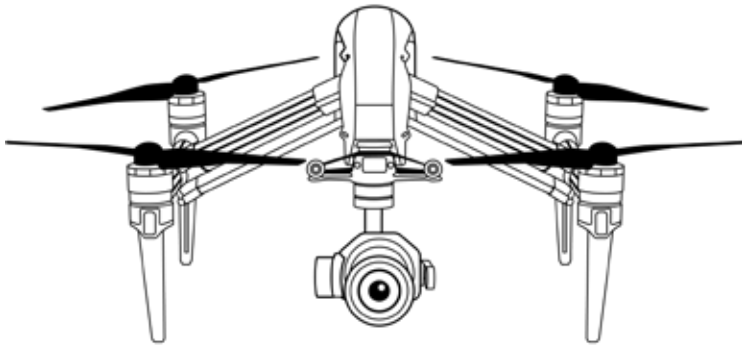
www.procamrentals.com

(818) 717-0354

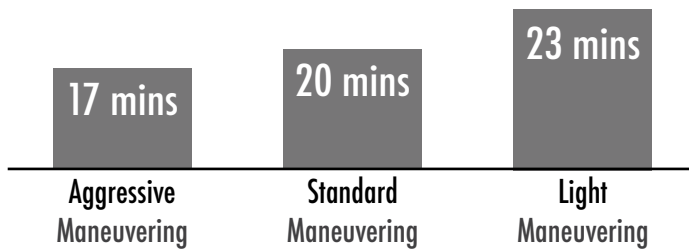
marketing@procamrentals.com



INSPIRE 2 DRONE



FLIGHT TIMES



WEIGHTS

Aircraft Empty Weight	5.31 lbs
Power (2x 4280 mAh battery)	2.27 lbs
Payload* (Gimbal/Camera/Lens/Accessories)	1.24 lbs

* Weight shown is based on manufacturer's maximum takeoff weight. Within the United States, FAA regulations restrict all UAS flight operations from exceeding 55 total pounds.

DIMENSIONS

Length	32.51 in
Width	32.4 in
Height	12.48 in

PERFORMANCE & LIMITATIONS

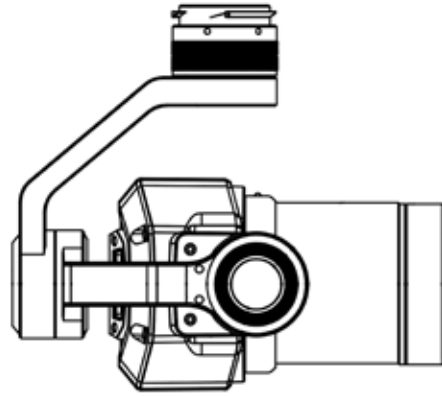
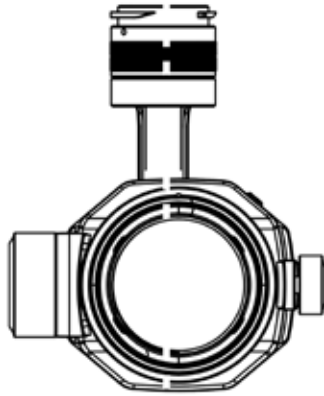
Cruise Speed	50 kts / 58 mph
Do Not Exceed Speed	74 kts / 85 mph
Rate of Climb/Descent	1,182 ft / min
Minimum Landing Zone Area	6 sq ft
Minimum Operating Temperature	-4 deg F
Maximum Operating Temperature	104 deg F
Maximum Range	2-4 miles VLOS
Maximum Endurance (Hover)	25 mins
Maximum Ceiling	16,368 ft MSL
Maximum Wind Resistance	19 kts / 22 mph
Maximum Takeoff Weight	8.82 lbs
Maximum Pitch Angular Velocity	300 deg / sec
Maximum Yaw Angular Velocity	150 deg / sec
Maximum Tilt Angle	40 deg

FLIGHT CREW REQUIREMENTS

1. Remote Pilot In Command
2. Aerial Camera Operator

* Our flight crews are trained, certified, and endorsed for each position.

ZENMUSE X7 SENSOR



SUPER 35MM SENSOR

Sensor Size (Photos)	23.5x15.7mm
Sensor Size (Max Video Recording Area)	23.5x12.5mm
Effective Pixels	24 MP
Electronic Shutter Speed	1/8000 - 8s
Mechanical Shutter Speed	1/1000 - 8s (not 16mm)
ISO Range (Photos)	100 - 25600
ISO Range (Videos)	100 - 1600 (EI Mode on) 100 - 6400 (EI mode off)
Exposure Compensation	± 3.0 (3 stops of light)

ASPHERICAL LENSES

Focal Length	16mm	24mm	35mm	50mm
35mm Photos	24mm	36mm	53mm	75mm
Aperture Range	F2.8 - F16	F2.8 - F16	F2.8 - F16	F2.8 - F16
FOV (3:2)	72.6x52.3°	52.2x36.2°	37.1x25.3°	26.5x17.9°
FOV (17:9)	72.6x42.7°	52.2x29.2°	37.1x20.3°	26.5x14.3°
	51.4x28.8°	35.6x19.4°	24.8x13.4°	17.5x9.4°
FOV (16:9)	70.2x43.3°	50.2x29.6°	35.6x20.6°	25.4x14.5°
	48.8x28.8°	33.6x19.4°	23.4x13.4°	16.5x9.4°
FOV (2.44:1)	72.6x33.4°	52.2x22.6°	37.1x15.6°	26.5x11.0°
Close Focus	1' 4"	2' 2"	2' 10"	3' 1"
Int. Filtration	ND 4	none	none	none
Ext. Filtration	46mm ND 1.2, ND 2.1, UV/IR Cut, UV MC Opt Flat			



VIDEO SPECIFICATIONS

FPS	Aspect Ratio	Format	Resolution	Max Bitrate	Effective Sensor Size
23.976	17:9	Cinema DNG	6016x3200	4.44 Gb/s	23.5x12.5mm
		ProRes 422 HQ	4096x2160	1.99 Gb/s	
		ProRes 422 HQ	4096x2160	970.6 Mb/s	
24	16:9	Cinema DNG	5760x3240	4.29 Gb/s	23.5x12.7mm
		ProRes 422 HQ	3840x2160	1.89 Gb/s	
		ProRes 4444 XQ	3840x2160	906.9 Mb/s	
29.97	16:9	ProRes 4444 XQ	3840x2160	2.08 Gb/s	23.5x12.7mm
		ProRes 422 HQ	5280x2160	1.27 Gb/s	
		ProRes 422 HQ	5280x2160	1.27 Gb/s	
30	2.44:1	ProRes 422 HQ	5280x2160	1.27 Gb/s	23.5x9.6mm
		Cinema DNG	3944x2088	3.66 Gb/s	
		ProRes 422 HQ	3944x2088	3.66 Gb/s	
47.95	17:9	ProRes 422 HQ	2048x1080	512.9 Mb/s	15.4x8.2mm
		ProRes 4444 XQ	2048x1080	1.15 Gb/s	
		ProRes 4444 XQ	2048x1080	1.15 Gb/s	
59.94	16:9	Cinema DNG	3712x2088	3.86 Gb/s	14.5x8.2mm
		ProRes 422 HQ	2704x1520	847.2 Mb/s	
		ProRes 422 HQ	1920x1080	448.7 Mb/s	
23.976	17:9	H.264	4096x2160	/	23.5x12.5mm
		H.265	4096x2160	102.2 Mb/s	
		H.264	3840x2160	/	
24	16:9	H.264	2720x1530	/	22.5x12.7mm
		H.264	1920x1080	/	
		H.264	3840x2160	97.4 Mb/s	
29.97	16:9	H.265	2720x1530	/	22.5x12.7mm
		H.265	1920x1080	/	
		H.265	1920x1080	/	
30	2.44:1	H.264	3840x1572	100.6 Mb/s	23.5x9.6mm
		H.265	3840x1572	98.3 Mb/s	
		H.265	3840x1572	98.3 Mb/s	
47.95	17:9	H.264	4096x2160	100.8 Mb/s	15.4x8.2mm
		H.264	3840x2160	100.6 Mb/s	
		H.264	2720x1530	100.6 Mb/s	
59.94	16:9	H.264	1920x1080	80.4 Mb/s	14.5x8.2mm
		H.264	1920x1080	80.4 Mb/s	
		H.265	2720x1530	77.5 Mb/s	
		H.265	1920x1080	65.1 Mb/s	

RECORD TIMES

License Key	Video Format	Resolution	Bit	Frame Rate/fps	Recording Duration*
CinemaDNG License Key	CinemaDNG	5280x2970	12	23.976/24/25/29.97	8Min @29.97fps
		4096x2160	10	50/59.94	9Min @59.94fps
		4096x2160	12	23.976/24/25/29.97	15Min @29.97fps
		4096x2160	12	47.952	10Min @47.952fps
		3840x2160	10	50/59.94	9Min @59.94fps
		3840x2160	12	23.976/24/25/29.97	16Min @29.97fps
		3840x2160	12	47.952	10Min @47.952fps
Apple ProRes License Key	Apple ProRes 422HQ	3840x2160	/	23.976/24/25/29.97	36Min @29.97fps
		5280x2160	/	23.976/24/25/29.97	26Min @29.97fps
	Apple ProRes 4444XQ (no alpha)	3840x2160	/	23.976/24/25/29.97	16Min @29.97fps

* Calculated by average bitrate, actual recording duration may vary



The DJI FPV Cinewhoop drone is designed for speed, control, and capturing crisp video with a unique and immersive First-Person-View experience. The DJI FPV takes drone flight to a new level with low-latency HD video at 120fps with transmission speeds under 28ms.

The DJI FPV can record 4K/60fps video at speeds up to 120 Mbps, allowing cinematographers to film unique moments without quality limitations. In addition, the 150-degree field of view creates super-wide video for an unmatched perspective especially when paired with close proximity flying. The DJI FPV also supports an audience view, so others can share the in-flight view the pilot sees, and collaborate on creative vision.

This lightweight aircraft can whip through the sky with precision and skill, and its RockSteady EIS technology helps stabilize the footage during even the most advanced maneuvers. Pro-Cam Rentals' experienced drone pilots will maximize the DJI FPV's unique capabilities to provide the best flight and filming experience.



The Mavic 2 Zoom can provide a unique point of view when filmmakers are looking to create a new perspective that breaks away from the conventional vantage point of the human experience. Its “God’s eye view” allows for interesting storytelling and narration techniques.

The Mavic 2 Zoom raises the bar for aerial imagery by providing a new way to capture content with stunning quality and dynamic perspectives, powered by a 1/2.3-inch 12-megapixel sensor with up to 4x zoom, including a 2x optical zoom (24–48 mm). In addition, the Mavic Zoom’s new QuickShot feature offers a unique camera auto-adjustment while in flight, which can be used to create intense visual effects, or it can be used to set proper focus speed values for creative manual shots.

With a longer flight time of up to 31 minutes, the Mavic 2 Zoom provides operators the time needed to find the perfect shot angle. Our operators can precisely maneuver the drone and camera flawlessly, regardless of the environment.

SPECIALTY



Tower I6

96



Over Achiever

97



Crashcam

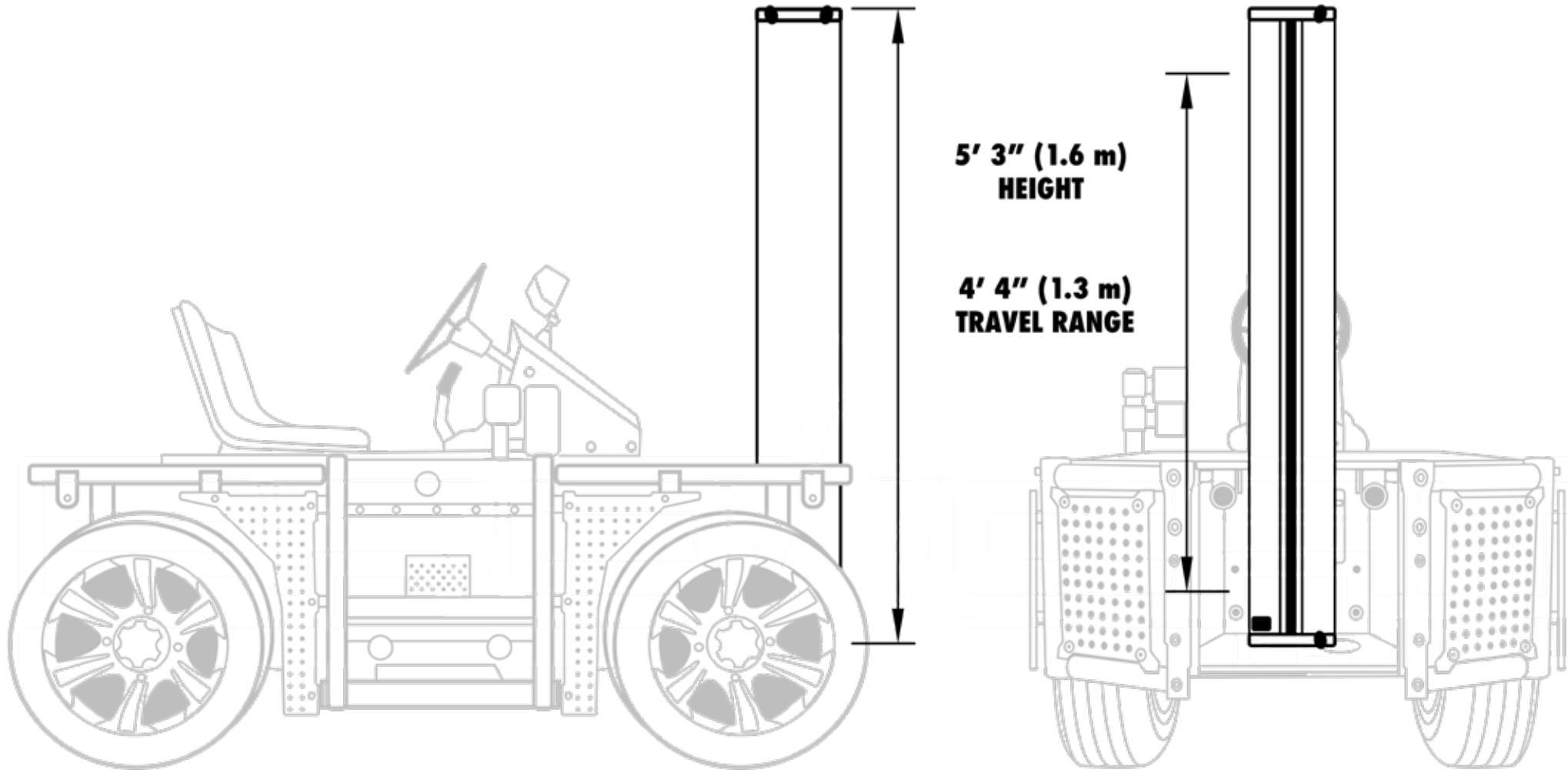
98



Dactylcam Pro

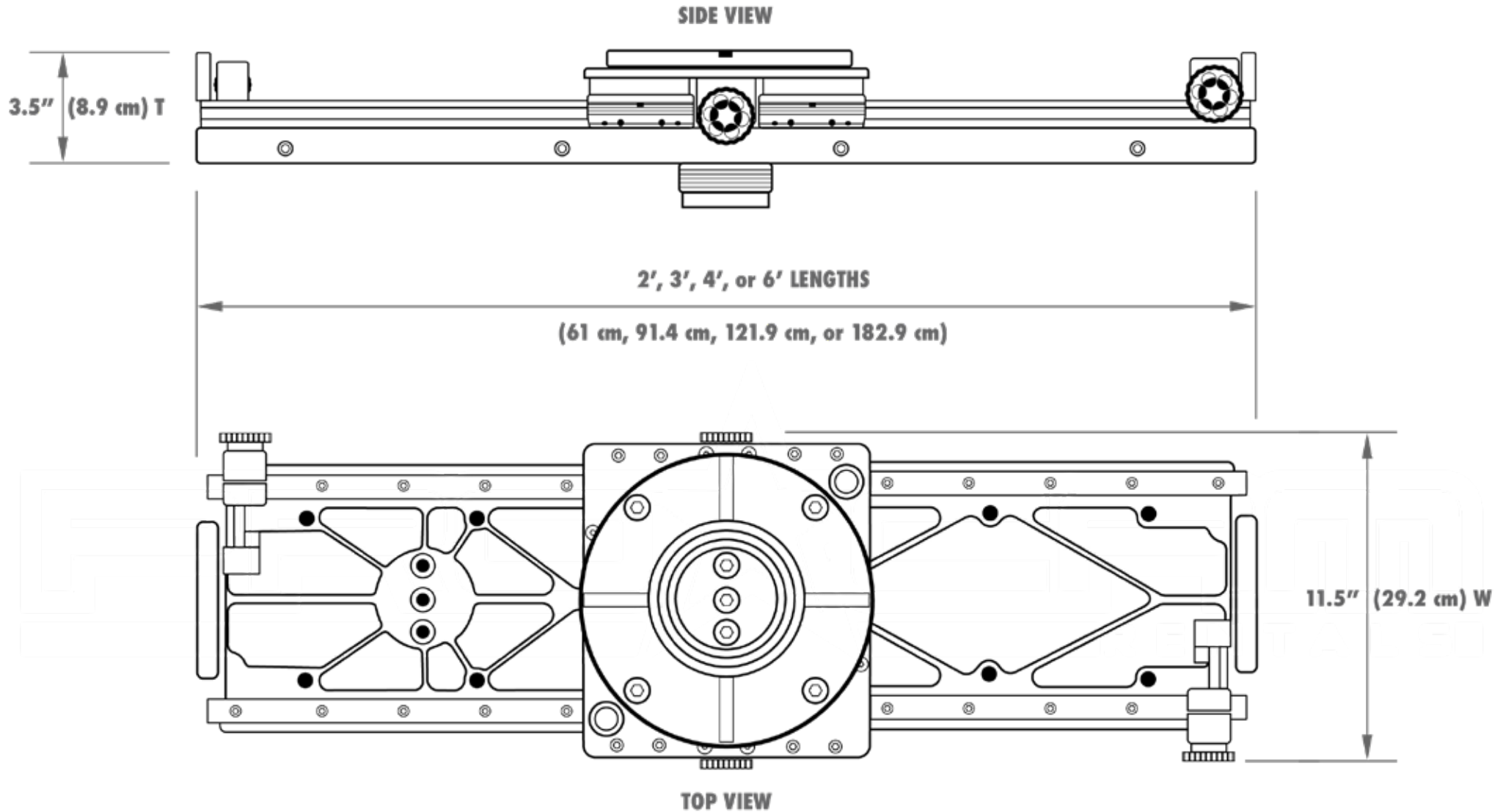
100

TOWER 16 VERTICAL SLIDER

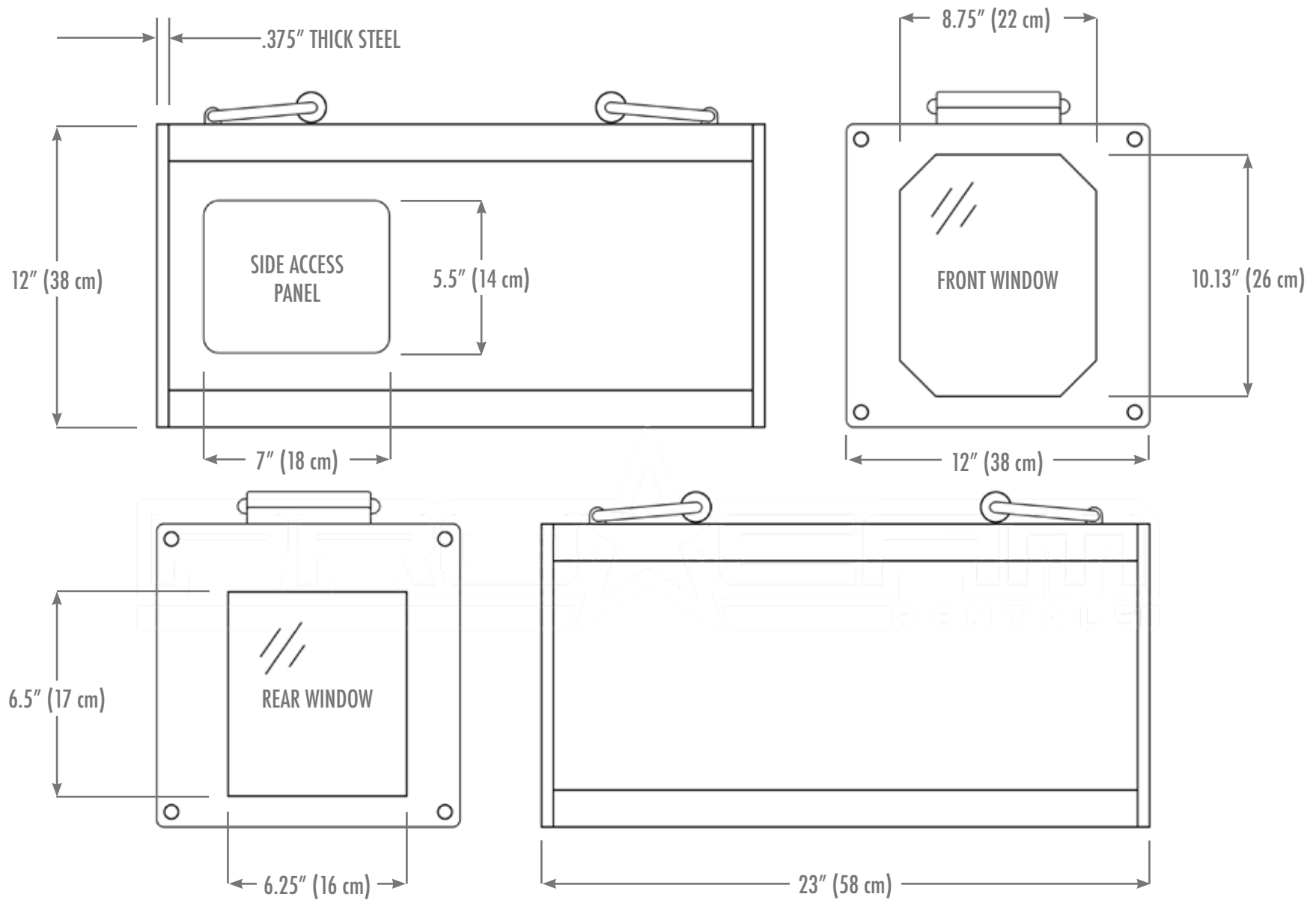


SHOWN MOUNTED ON PATRIOT MINI

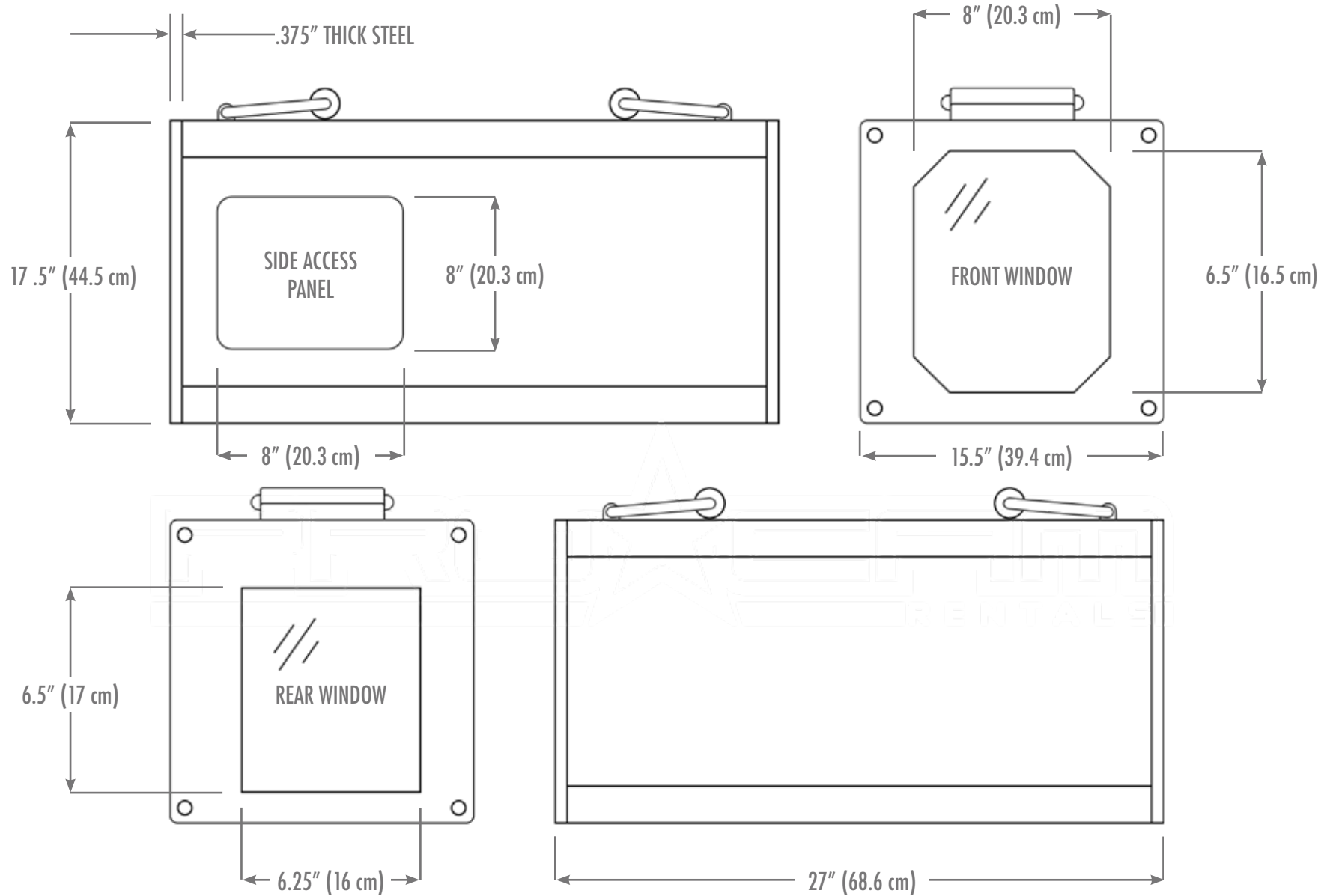
OVER ACHIEVER SLIDER



CRASHCAM SMALL HOUSING



CRASHCAM LARGE HOUSING



DACTYLCAM PRO



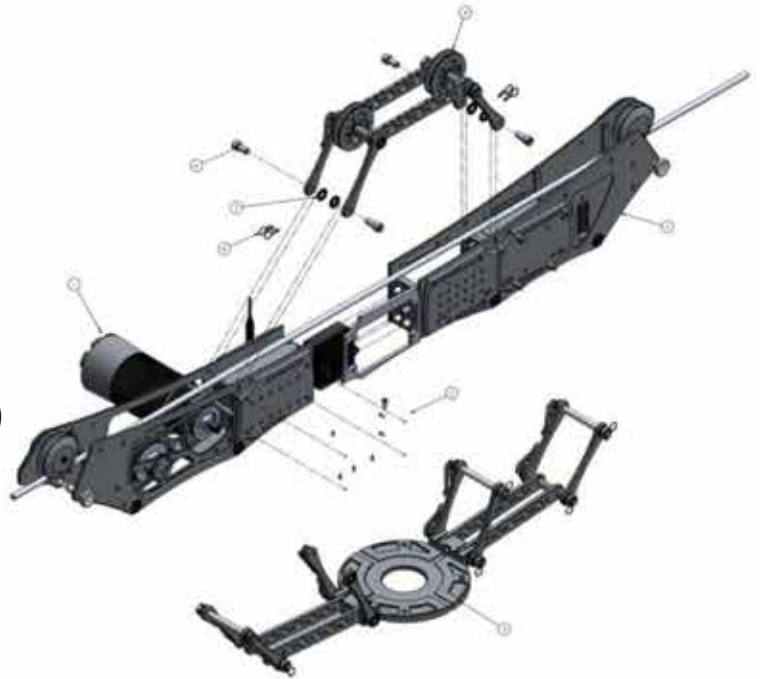
FEATURES

- Carries payloads up to 100 lbs
- Speeds up to 35 mph
- Up to 10 hrs of run time
- Digital Programmability for end-stop control
- Takeoff, deceleration, top speed & brake control
- Active traction control reduces drive wheel slip
- 4 Pin XLR output on bottom
- 8 D-taps built into sled
- Mitchell mount with extended arms
- Pulse controller for wireless programming
- Gain control for fine tuning power requirements



SPECIFICATIONS

- Maximum Payload: 100 lbs | 45 Kgs
- Maximum Speed: 35 mph | 56 kph
- Power input: Dual 48V Li-Ion pack, 11.5 Ah
- Accessory power: 24v Li-Ion pack, 9th
- Camera Mount: Standard Mitchell
- Wireless Frequency: 915mhz or 868mhz
- Max Wireless Distance (line of sight): 2,500 ft
- Max Degree of climb: 10 degrees
- Operating Temperature: -4° to 104° F (-20° to 40° C)
- Max Line Length: 2,500 ft (Line Manufacturer Dependant)
- D-tap output voltage: 14.8v nominal | 10 amp max
- (Optional) 4 Pin XLR output voltage: 24v | 30 amp



PULSE CONTROLLER

- Ergonomically designed and weighted for hand-held use
- Desktop or stand-mounted operation
- Wireless long range module: 915mhz or 868mhz
- Programming for autonomous end stop control
- Acceleration, deceleration and top speed programming
- Display shows position of system on line and system health
- Battery voltage, mode selection, traction control
- Brake control and smoothing
- Joystick sensitivity and direction settings
- Upgradeable to license band radio
- Optional foot pedals available
- 10 hour battery life



ACCESSORIES



Mo-Sys 3rd Axis

The Mo-Sys 3rd-axis roll ring transforms the Mo-Sys Lambda into a 3-axis head with precise motion control and continuous 360° rotation.



Head Mounts

Pro-Cam offers a wide variety of mounts to connect remote heads to cranes for specific shots, including the nose plug, out front, Cineflip, and the Kornercrane Level.



HME Headsets

HME wireless headsets deliver crystal-clear, two-way audio providing accurate team communication for up to 15 simultaneous wireless headset users.



Preston FIZ

The Preston FIZ System offers precise wireless remote lens control of Focus, Iris, and Zoom with unparalleled accuracy and dependability.



RT Motion FIZ

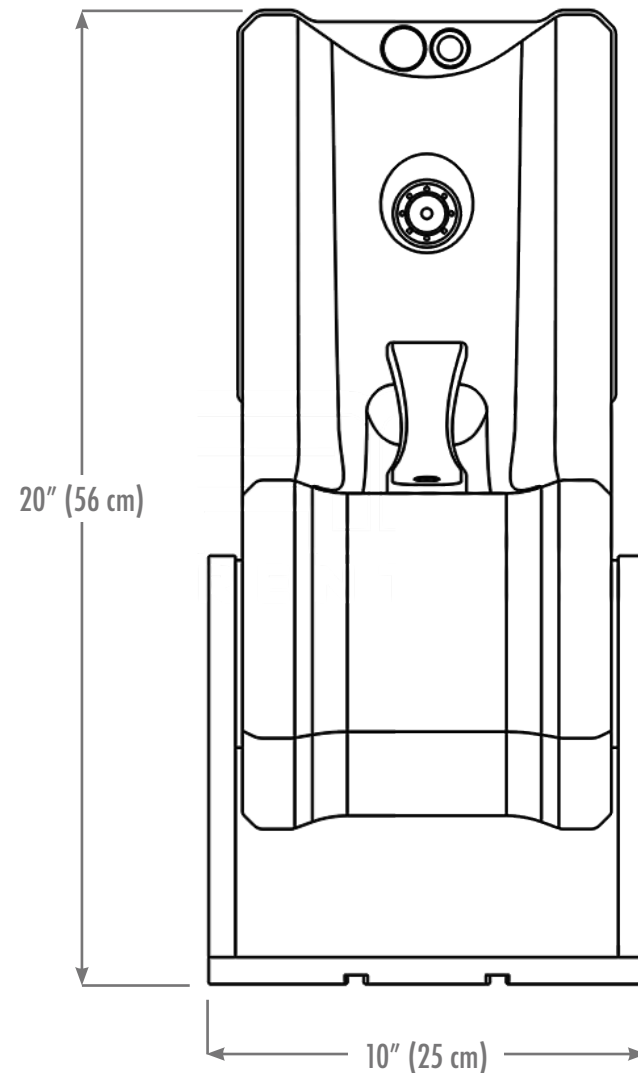
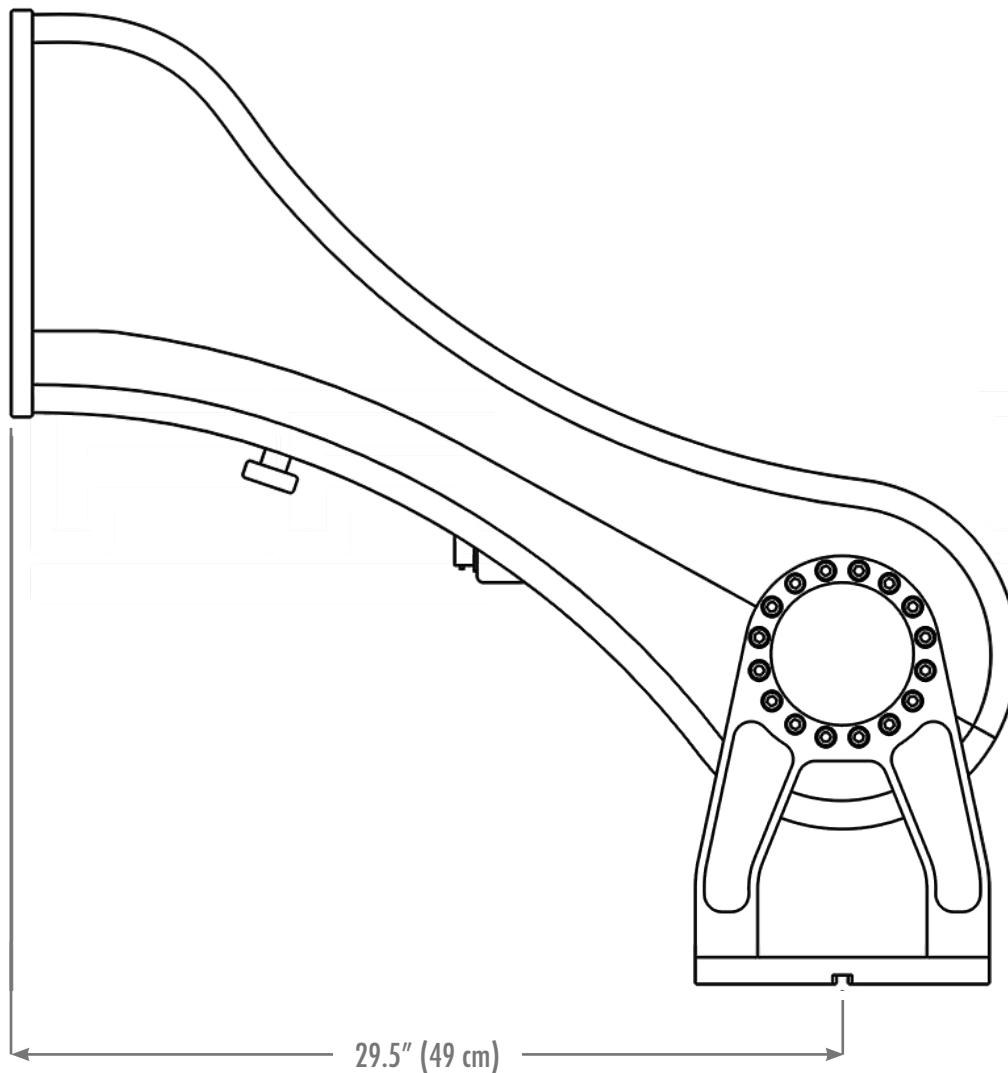
The RT Motion FIZ System offers precise wireless remote lens control of Focus, Iris, and Zoom with unparalleled accuracy and dependability.

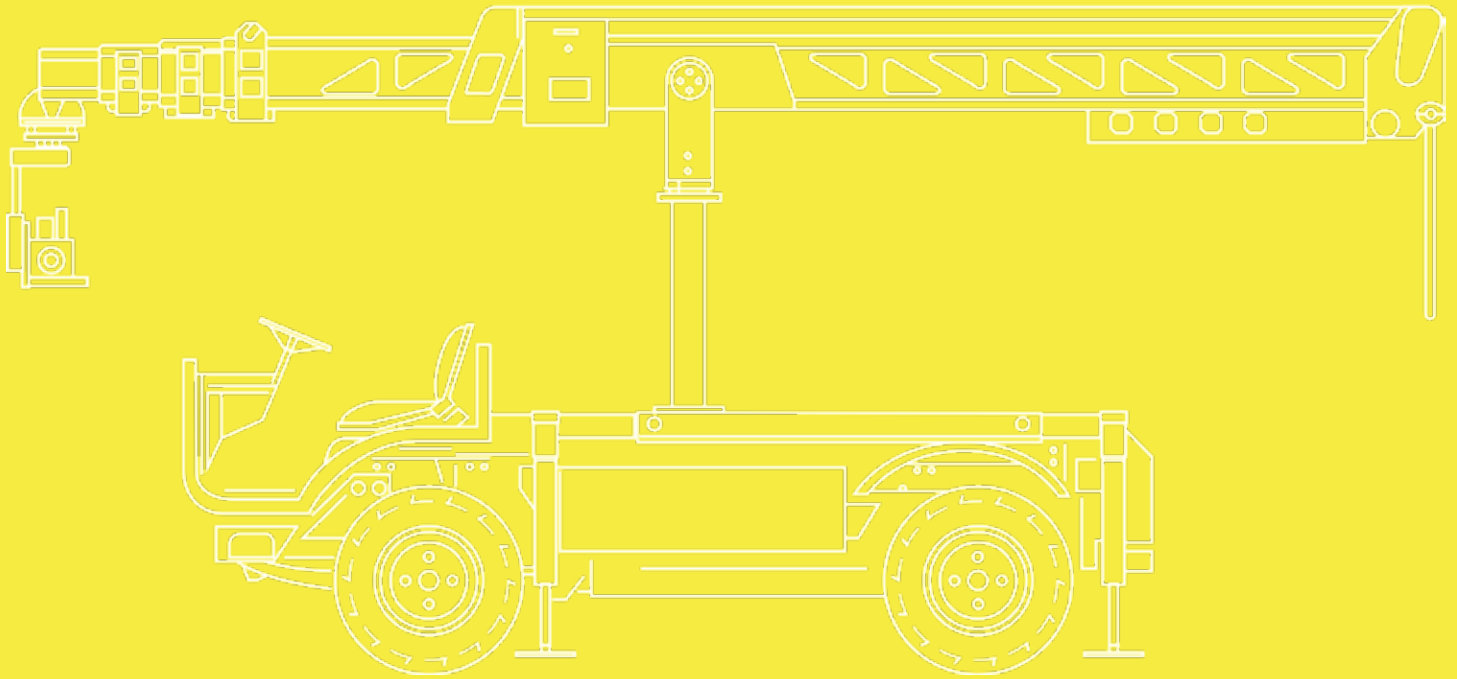
Please call for details.

KORNERCRANE LEVEL

4 MODES | **Overslung, Underslung, Active Outfront, Passive Outfront**
WEIGHT | **38 lbs (17 kgs)**
MAX PAYLOAD | **150 lbs (68 kgs)**

TELESCOPIC CRANE COMPATIBILITY | **MovieBird 17-60 ft**
SuperTechno 15-50 ft
Scorpio 23-45 ft





LOS ANGELES

9660 Lurline Avenue
Chatsworth, CA 91311
(818) 717-0354

ATLANTA

1775 West Oak Parkway, Suite 600
Marietta, GA 30062
(770) 419-4000

PORTLAND

3155 SW 234th Avenue, Suite C
Hillsboro, OR 97123
(971) 703-5488

HONOLULU

445 Cooke Street
Honolulu, HI 96813
(808) 589-3300

MONTREAL

3333 1ère Rue
Saint Hubert, Québec J3Y 8Y6
(514) 831-8046

ALBUQUERQUE

6203-A Pan American Freeway NE
Albuquerque, NM 87109
(505) 433-3844

TORONTO

80 Commissioners Street
Toronto, Ontario M5A 1A8
(416) 885-5172

PROCAMRENTALS.COM
